



# RETURN TO HAND COUNTING “PAPER CHAIN OF CUSTODY”

Program created by Linda Rantz

\*Encourage those who want to study more to do so  
as we are unable to cover Linda’s entire eManual  
during these hour long zoom session

[www.25kmia.us/hand\\_counting\\_emanual.html](http://www.25kmia.us/hand_counting_emanual.html)

[www.25kmia.us/hand\\_counting\\_emanual.html](http://www.25kmia.us/hand_counting_emanual.html)



Presented in collaboration with



[www.25kmia.us/](http://www.25kmia.us/)

[www.25kmia.us/hand\\_counting\\_emanual.html](http://www.25kmia.us/hand_counting_emanual.html)



# HUGE THANK YOU to MIKE LINDELL, CRAIG & LINDA RANTZ





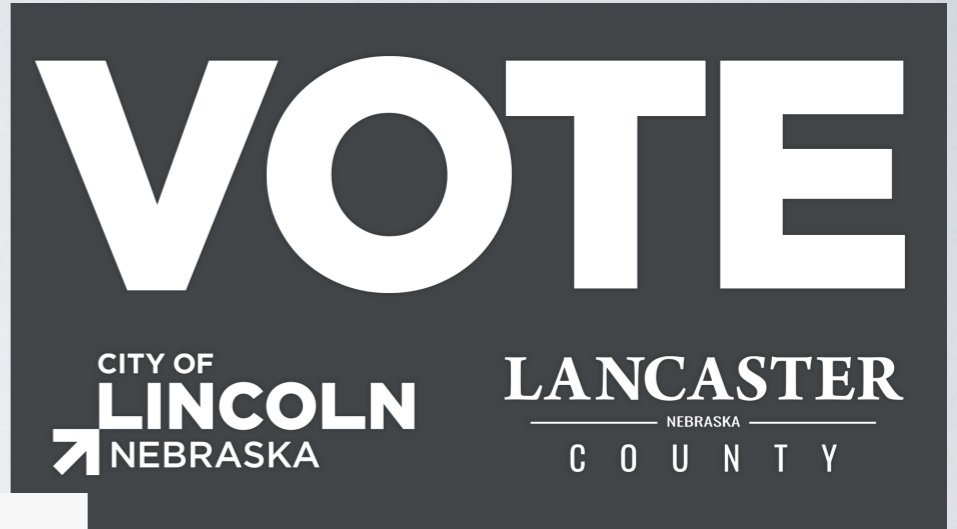


<https://causeofamerica.org/>



In the 2020 Presidential Election All Voters Where Encouraged

- Register Online
- Request Mail In Ballots
- Vote Early via Drop Boxes
- Vote Early via USPS



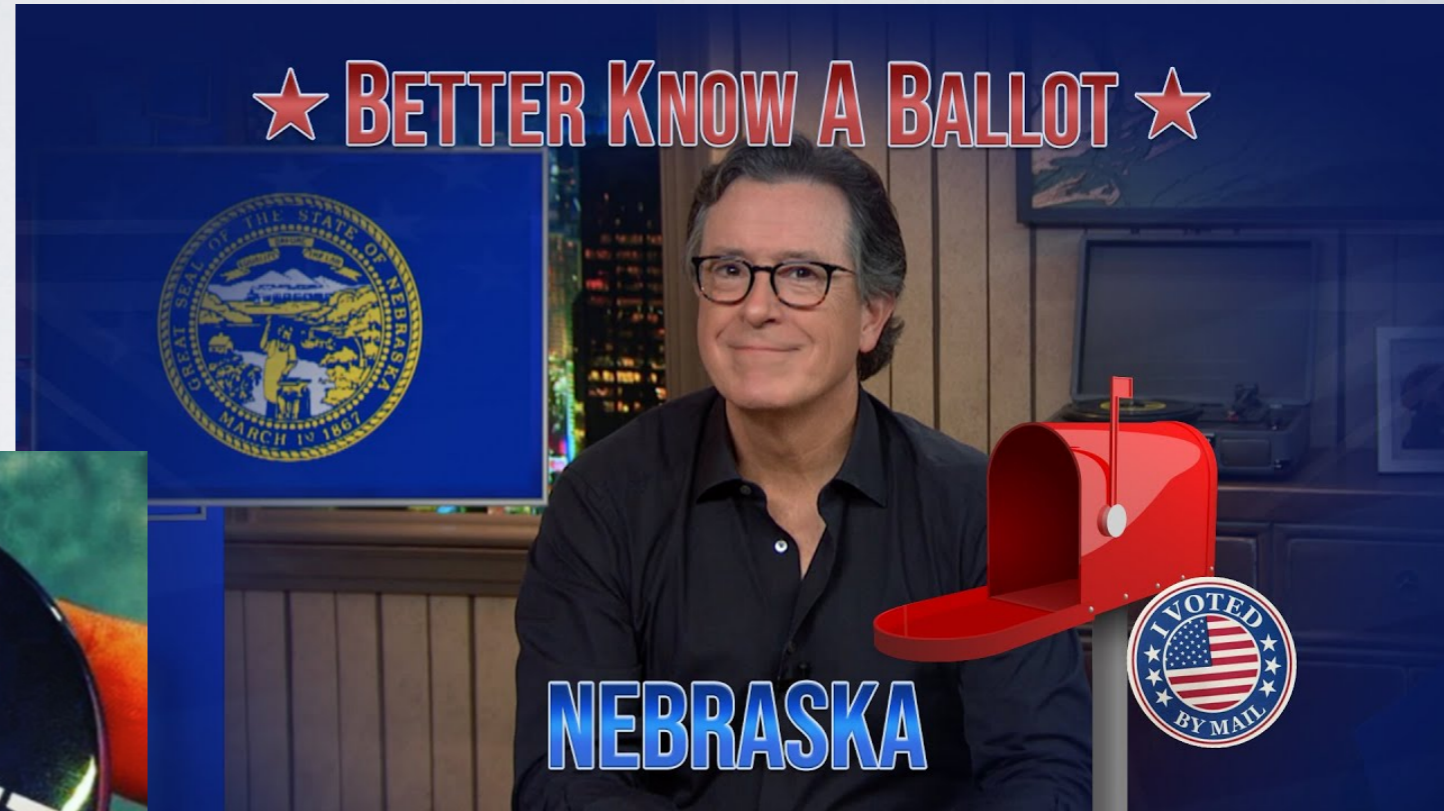
The Washington Post  
Had ads on How  
Nebraskans should vote





# In the 2020 Presidential Election All Voters Where Encouraged

- Register Online
- Request Mail In Ballots
- Vote Early via Drop Boxes
- Vote Early via USPS





# **Findings**

Save Time

Save Money

Same Day Results

Transparency & Security

Continuity of Government

Hand Counting is Easy!

**Friendly Reminder...**

**In order to Hand Count Ballots  
at a precinct,**

**You must be hired by the  
election commission  
to be a poll worker/election judge**

\* You may download a form to print/fill out  
and take to the election commission  
or fill out an online form.







Of those 200 Precincts in Lancaster Co

- 8 have less than 600 registered voters
- 84 have between 600 and 1,500
- 13 precincts are between 1,500 and 2,000
- 2 precincts have 2,000 registered voters

These are the numbers used to calculate the Hand Counting stats in the charts following





# It Saves Money & Time!

Registered voters October '23	Ballots Cast at 85%	Ballots Counted per Hour per Team	Team Hours Required to count with Teams 85%	How many teams of Judges Needed to hand count within 12 hrs?
600	510	100	5.1	1
600	510	50	10.2	1
1,500	1275	100	12.75	2
1,500	1275	50	25.5	3
2,000	1,700	100	17	2
2,000	1,700	50	34	3

**How many teams needed to complete ballot counts in 12 hrs?**

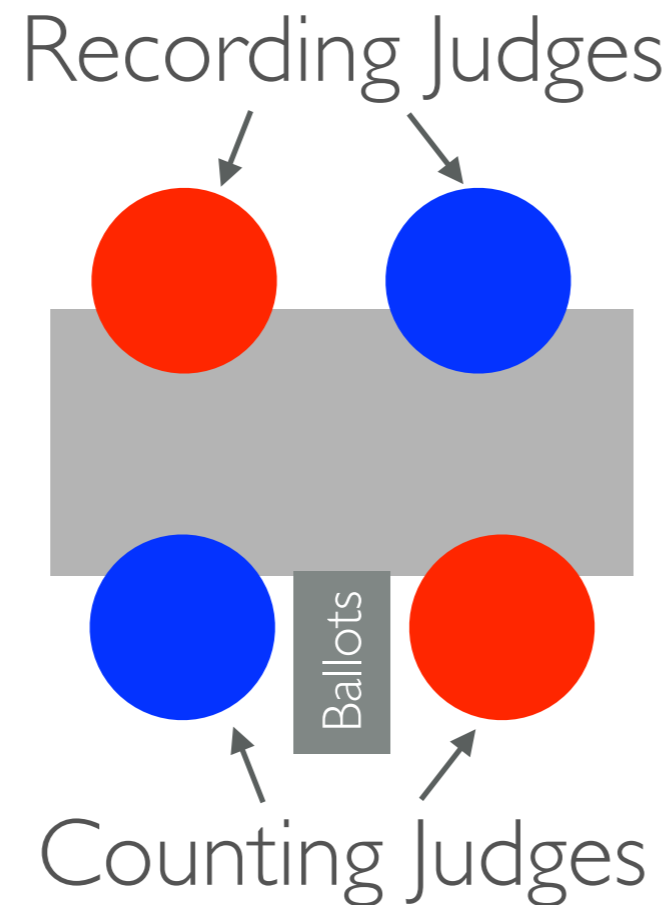
Hand Counting	Cost Per Ballot	
\$102,000.00	\$0.51	<b>LABOR</b>
\$40,400.00	\$0.20	<b>SUPPLIES</b>
<b>\$142,400.00</b>	<b>\$0.71</b>	

**Total labor & supply cost to finish hand count in 12 hours in Lancaster Co with 200,000 registered voters**





# A Team is Made of 4 Judges



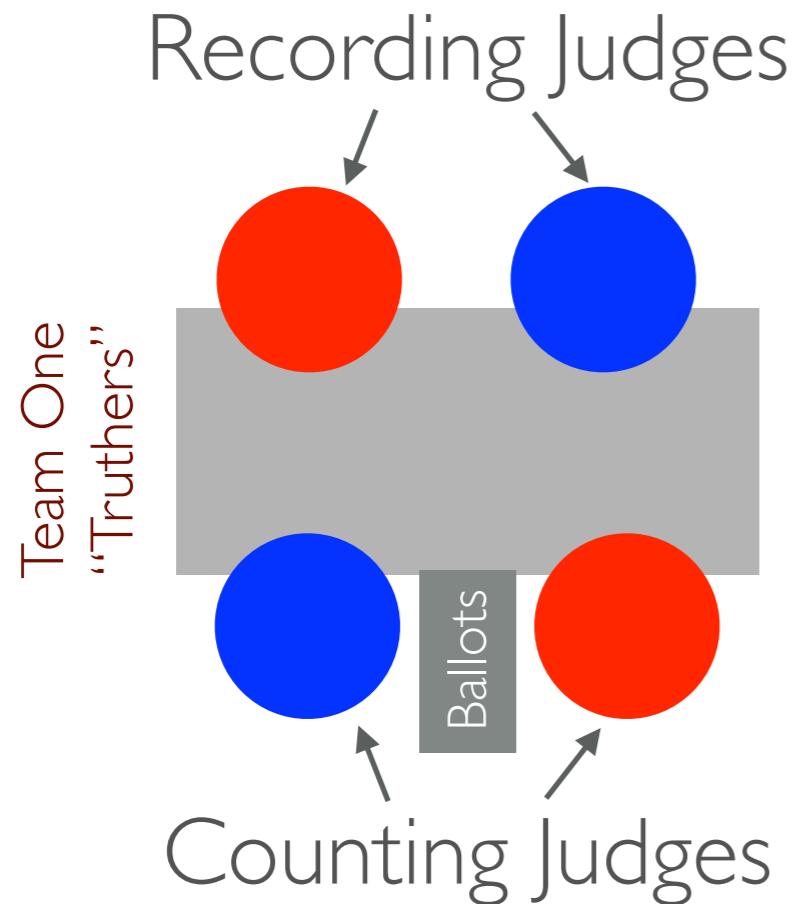
## Team Scheduling

600 ballots/per precinct  
= 1 Team

A team can be broken down  
into shifts.  
No matter how many shifts  
its still one team.

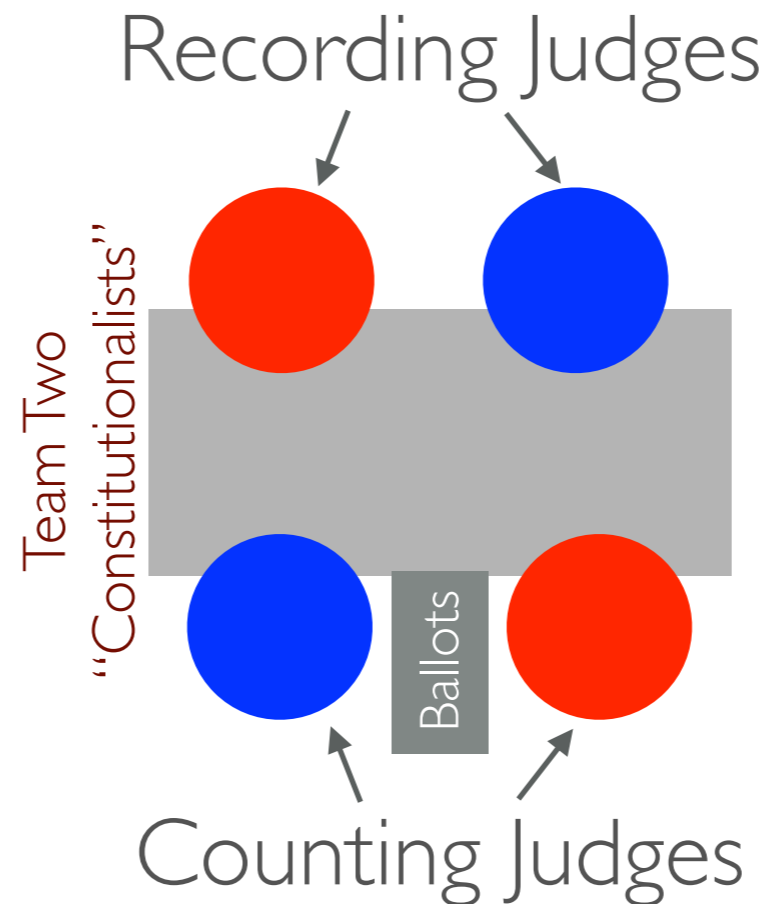


# Choose 2 Teams of Judges



## Team Scheduling

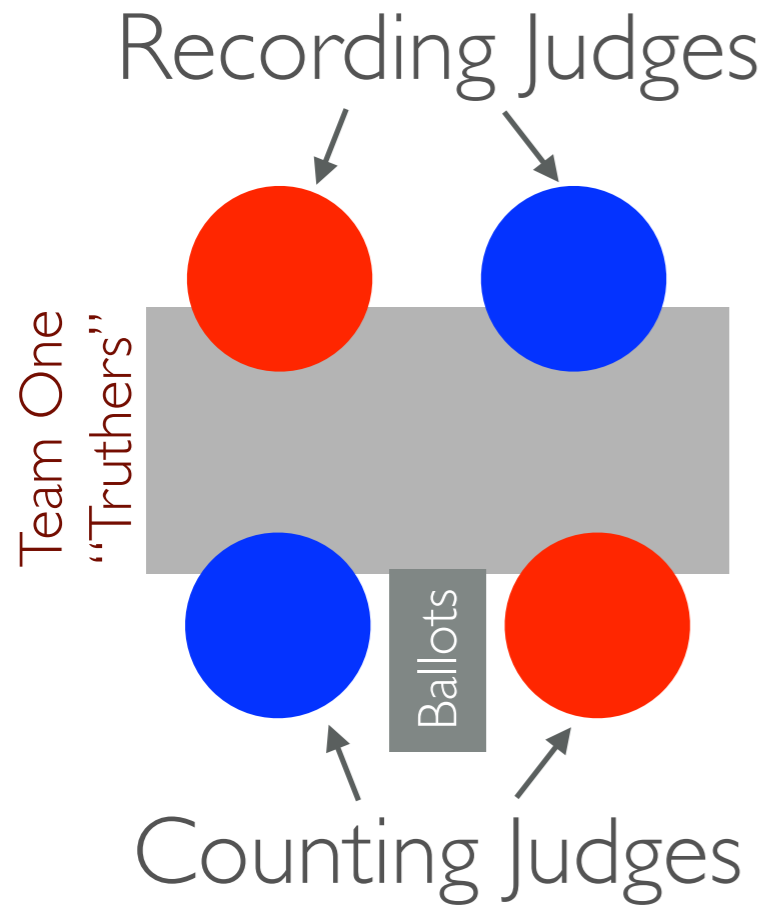
Up to 1,200 ballots  
= 2 Teams



A team can be broken down into shifts.  
No matter how many shifts its still one team.

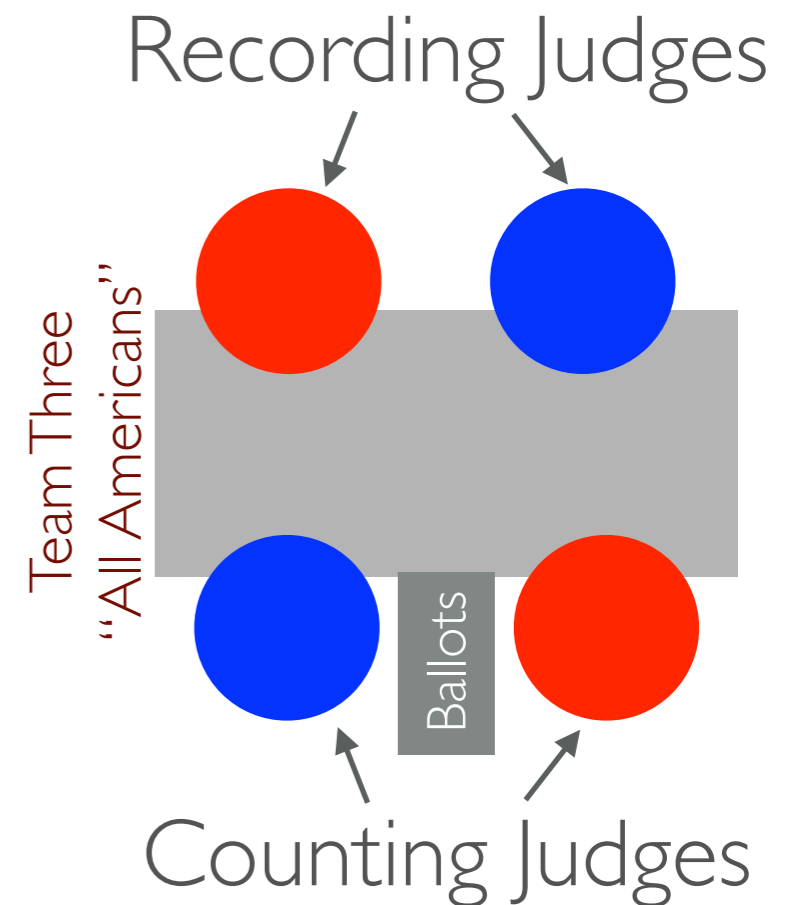
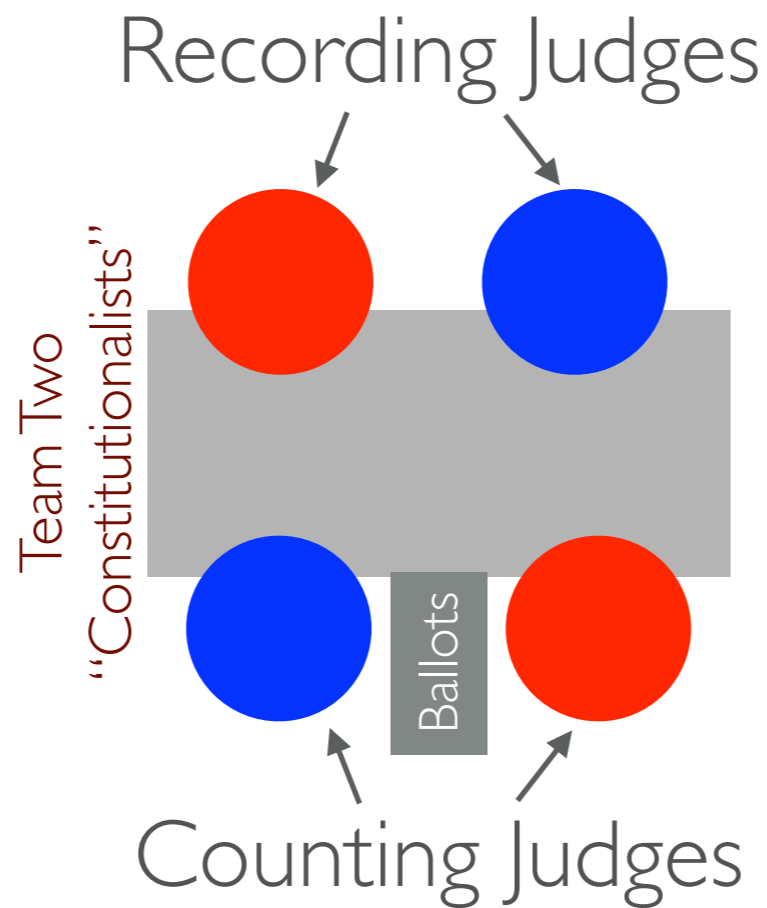


# Choose 3 Teams to Count 1,800 Ballots



**Team Scheduling**

Up to 1,800 ballots  
= 3 Teams







**THIS SESSION WILL COVER**

**PARTS OF CHAPTERS 3** (Pages 62-65)

**CHAPTER 4** (Pages 72-74)

**& CHAPTER 5** (Pages 72-89, 105, 112-131)

\*Encourage those who want to study more to do so as we are unable to cover Linda's entire eManual during these hour long zoom session

# **A Brief look at County Clerks Duties For Hand Counting Ballots**



**The Counting Judges Binder is “THE OFFICIAL BINDER”  
for the COUNTY CLERK**

**This binder holds the official tally sheets,  
summary sheets  
Including the results  
of the polling place**

**CHAIN OF CUSTODY**

# Statement of Returns Determines “Ballot ID” for Counting

The Clerk determines all candidates and questions that will appear on the ballot in the county for an election.

eManual pg 105

Even though there are various versions of the ballots because some races or questions are limited to townships, school districts, etc., every candidate and question is included, in the appropriate order, on a “master” list.

The “master” list is then transferred, in order, onto the Statement of Returns – Candidates and Statement of Returns – Questions, as appropriate. The Statement of Returns is used by every polling place, even if some of the candidates or questions will not be voted on at that polling place.

The left column of a Statement of Returns contains a number (numerical order) that becomes the Ballot ID for counting for the candidate or question preference.

This approach creates a unique ID for every candidate/preference. So, for example, the candidate with ID #10 will have #10 on any ballot used in the county.

COUNTY	POLLING PLACE	ELECTION	ELECTION DATE
FREEDOM	LIBERTY HS	GENERAL	NOV. 8, 2022

### STATEMENT OF RETURNS - CANDIDATES

Statement of Returns - Candidates - We hereby certify that:

Ballot #	VOTES CAST:	FOR CANDIDATE:	FOR OFFICE OF:
1		JAMES HERSON	United State Senator
2		ANDREW CARLSON	
3		MARGARET BILLINGTON	
4		WES REMISINGER	
5		Write-in	United State Representative District 3
6		HOLLY KESTREL	
7		CYNTHIA BRAZELL	
8		JOSEPH GARLAND	
9		Write-in	State Auditor
10		RACHEL ANDERSON	
11		PEDRO ARROYO	
12		BOB WESTERSON	
13		Write-in	State Rep. Dist. 025
14		LIAM GRELLS	
15		OLIVIA HUTTELS	
16		Write-in	
17		BRAD JENSEN	State Rep. Dist. 119
18		ELIJAH PANCILLI	
19		Write-in	
20		HEATHER INGLES	
21		EMMA GENKINS	Associate Circuit Judge
22		Write-in	
23		JORDAN DANIELS	
24		CHARLOTTE WILKINSON	
25		AMELIA FETTERMAN	Presiding Commissioner
26		Write-in	
27		BETHANY GILBERT	



# Review the Sample Ballots (Counting Judges)

Election Judges compare the sample ballots to the official ballots to ensure there are no discrepancies.

The Counting Judges must be familiar with the races and questions on the ballot, especially if there are multiple versions of the ballot (for different townships, districts, etc.). Also, it is important to know if there are any races or questions that allow voters to vote for more than one candidate.

**MOCK BALLOT  
GENERAL ELECTION  
FREEDOM COUNTY**

[ ] [ ]  
SERIAL NUMBER

**INSTRUCTIONS TO VOTERS**

- Use ink to mark the ballot. No pencils.
- Indicate your preference by making a "distinguishing mark." For example:
- Write in: To vote for a candidate, write in the candidate's name on the line provided.
- Questions on the ballot: If you are in favor of the submitted question, mark "YES". If you are opposed to a submitted question, mark "NO".
- Mistakes: If you spoil your ballot, return it to the election judge to receive a new ballot.
- Numbers in Left Columns: Small numbers in left column are assigned numerically and used when ballots are tallied.

REPUBLICAN (REP)  
DEMOCRAT (DEM)  
LIBERTARIAN (LIB)  
CONSTITUTION (CON)

**STATE REP. DIST. 025**  
Vote For One

1  LIAM GRELLS REP

2  OLIVIA HUTTELS DEM

3  WRITE IN

**FOR CIRCUIT COURT CLERK**  
Vote For One

1  RANDALL QUINCE REP

2  AVA RINER DEM

3  WRITE IN

**FOR STATE REP. DISTRICT 119**  
Vote For One

1  BRAD JENSEN REP

2  ELIJAH PANICELLI LIB

3  WRITE IN

**FOR RECORDER OF DEEDS**  
Vote For One

1  HAROLD HARRISON DEM

2  WRITE IN

**FOR UNITED STATES SENATOR**  
Vote For One

1  JAMES HEIRSON REP

2  ANDREW CARLSON DEM

3  MARGARET BILLINGTON LIB

4  WES REMISINGER CON

5  WRITE IN

**FOR ASSOCIATE CIRCUIT JUDGE**  
Vote For One

1  HEATHER INGLES REP

2  EMMA GINKINS DEM

3  WRITE IN

**FOR TREASURER**  
Vote For One

1  PRESTON WRIGHT REP

2  WRITE IN

**FOR PROSECUTING ATTORNEY**  
Vote For One

1  BLAKE JENSTON REP

2  WRITE IN

**FOR UNITED STATES REPRESENTATIVE DISTRICT 3**  
Vote For One

1  HOLLY KESTREL REP

2  CYNTHIA BRAZELL DEM

3  JOSEPH GARLAND LIB

4  WRITE IN

**FOR PRESIDING COMMISSIONER**  
Vote For One

1  JORDAN DANIELS REP

2  CHARLOTTE WILKINSON DEM

3  AMELIA FETTERMAN LIB

4  WRITE IN

**FOR COLLECTOR OF REVENUE**  
Vote For One

1  JANET BECK REP

2  WRITE IN

**FOR STATE AUDITOR**  
Vote For One

1  RACHEL ANDERSON REP

2  PEDRO ARROYO DEM

3  BOB WESTERSON LIB

4  WRITE IN

**FOR CLERK OF THE COUNTY COMMISSION**  
Vote For One

1  BETHANY GILBERT REP

2  JAMES MCKENZIE DEM

3  LUCAS CONSTELL CON

4  WRITE IN

**TURN BALLOT OVER**

Test Version 20221207v1

**CONSTITUTIONAL AMENDMENT NO. 1**  
Proposed by the 301st General Assembly (First Regular Session)  
HCS HR 35

Do you want to amend the Missouri Constitution to:

• Allow ...

• Allow ...

State governmental entities estimate ...

YES

NO

If you are in favor of the question, place an X in the box opposite YES. If you are opposed to the question, place an X in the box opposite NO.

**CONSTITUTIONAL AMENDMENT NO. 4**  
Proposed by the 301st General Assembly (Second Regular Session)  
SS2 SR 38

Shall the Missouri Constitution be amended to authorize ...

State and local entities estimate ...

YES

NO

If you are in favor of the question, place an X in the box opposite YES. If you are opposed to the question, place an X in the box opposite NO.

**OFFICIAL JUDICIAL BALLOT**  
Submitting to the voters whether the judges named below, whose terms expire December 31, 2022, shall be retained in office for new terms  
**VOTE ON EACH JUDGE**

**MISSOURI SUPREME COURT JUDGES**

Shall Judge MADELINE WRIGHT of the Missouri Supreme Court be retained in office?

YES

NO

If you are in favor of the question, place an X in the box opposite YES. If you are opposed to the question, place an X in the box opposite NO.

Shall Judge VINCENT STANGER of the Missouri Supreme Court be retained in office?

YES

NO

If you are in favor of the question, place an X in the box opposite YES. If you are opposed to the question, place an X in the box opposite NO.

**CONSTITUTIONAL AMENDMENT NO. 5**  
Proposed by the 301st General Assembly (Second Regular Session)  
HR 136

Shall the Missouri National Guard ...

State governmental entities estimate ...

YES

NO

If you are in favor of the question, place an X in the box opposite YES. If you are opposed to the question, place an X in the box opposite NO.

**MISSOURI COURT OF APPEALS JUDGES, EASTERN DISTRICT**

Shall Judge BRAD EY WISDOM of the Eastern District Court of Appeals be retained in office?

YES

NO

If you are in favor of the question, place an X in the box opposite YES. If you are opposed to the question, place an X in the box opposite NO.

Shall Judge WILLIAM JACKSON, Jr. of the Eastern District Court of Appeals be retained in office?

YES

NO

If you are in favor of the question, place an X in the box opposite YES. If you are opposed to the question, place an X in the box opposite NO.

**CONSTITUTIONAL AMENDMENT NO. #3**  
Proposed by Initiative Petition

Do you want to amend the Missouri Constitution to:

• Retire ...

• Retire ...

• Allow ...

• Establish ...

• Issue ...

• Impose ...

State governmental entities estimate ...

YES

NO

If you are in favor of the question, place an X in the box opposite YES. If you are opposed to the question, place an X in the box opposite NO.

**CONSTITUTIONAL CONVENTION**  
Submitted by John F. Ashcraft, Secretary of State, State of Missouri

Shall there be a convention to revise and amend the Constitution?

YES

NO

If you are in favor of the question, place an X in the box opposite YES. If you are opposed to the question, place an X in the box opposite NO.

Shall Judge COOPER JAMESON CHARTS of the Eastern District Court of Appeals be retained in office?

YES

NO

If you are in favor of the question, place an X in the box opposite YES. If you are opposed to the question, place an X in the box opposite NO.

Shall Judge DENITA GOODSON JAMES of the Eastern District Court of Appeals be retained in office?

YES

NO

If you are in favor of the question, place an X in the box opposite YES. If you are opposed to the question, place an X in the box opposite NO.

**TURN BALLOT OVER**

Test Version 20221207v1



# MOCK BALLOT GENERAL ELECTION FREEDOM COUNTY NOVEMBER 8, 2022

	
JUDGES' INITIALS	

## INSTRUCTIONS TO VOTERS

Use ink to mark the ballot. No pencils.

Indicate your preference by making a "distinguishing mark." For example:



**Write-in:** To vote for a valid write-in candidate, indicate your preference with a distinguishing mark and write the person's name on the line provided.

**Questions on the ballot:** If you are in favor of the submitted question, mark "YES". If you are opposed to a submitted question, mark "NO".

**Mistakes:** If you spoil your ballot, return it to the election judge to receive a new ballot.

**Numbers in Left Columns:** Small numbers in left column are assigned numerically and used when ballots are tallied.

REPUBLICAN (REP)  
 DEMOCRAT (DEM)  
 LIBERTARIAN (LIB)  
 CONSTITUTION (CST)

## FOR UNITED STATES SENATOR

Vote For One

1	<input checked="" type="checkbox"/>	JAMES HEIRSON	REP
2	<input type="checkbox"/>	ANDREW CARLSON	DEM

## STATE REP. DIST. 025

Vote For One

14	<input checked="" type="checkbox"/>	LIAM GRELLS	REP
15	<input type="checkbox"/>	OLIVIA HUTTELS	DEM
16	<input type="checkbox"/>	_____	WRITE IN

## FOR STATE REP. DISTRICT 119

Vote For One

17	<input checked="" type="checkbox"/>	BRAD JENSEN	REP
18	<input type="checkbox"/>	ELIJAH PANCILLI	LIB
19	<input type="checkbox"/>	_____	WRITE IN

## FOR ASSOCIATE CIRCUIT JUDGE

Vote For One

20	<input checked="" type="checkbox"/>	HEATHER INGLES	REP
----	-------------------------------------	----------------	-----

## FOR CIRCUIT COURT CLERK

Vote For One

31	<input checked="" type="checkbox"/>	RANDALL QUINCE	REP
32	<input type="checkbox"/>	AVA RINCER	DEM
33	<input type="checkbox"/>	_____	WRITE IN

## FOR RECORDER OF DEEDS

Vote For One

34	<input checked="" type="checkbox"/>	HAROLD HARRISON	DEM
35	<input type="checkbox"/>	_____	WRITE IN

## FOR TREASURER

Vote For One

36	<input checked="" type="checkbox"/>	PRESTON WRIGHT	REP
37	<input type="checkbox"/>	_____	WRITE IN



A	BATCH #		HOLE PUNCH		COUNTY		PRECINCT		COUNTY LOCATION		ELECTION DATE		ELECTION START TIME		ELECTION END TIME		JUDGE INITIALS		JUDGE INITIALS						
	1		BALLOTS TALLY		Freedom		Liberty HS		Liberty HS		11/8/2022		2pm		3:15pm		JOC		CB						
	1	2	3	4	5	6	7	8	9	10	11	12	13	14	15	16	17	18	19	20	21	22	23	24	25
Enter Total # Ballots counted this batch	108																								
Political Party Represented (Circle One)	REP DEM																								
Is this to be used for the official count? (Circle One)	YES No																								
If Official, copy totals to BATCHES SUMMARY A																									
Then record: PG #:	1																								
Row #:	1																								
Row Total	70	28	6	4	0	74	15	9	0	58	43	6	0	97	5	0	85	21	0	74	36	0	22	24	31

45 Ballots Tally form - example of a completed form



## Preparing the Ballots Tally form

---

The Ballots Tally form is used by the Recording Judges to tally the votes as the Counting Judges call them out. Ballots Tally forms for Candidates use an alpha-numbering system to identify their “Group.” The forms for Questions also use an alpha system, but the letter is preceded by “Q.”.

The Recording Judges, 1 DEM and 1 REP, tally votes on their own copy of the Ballots Tally form. The optimal result would be that no mistakes were made by either Recording Judge and their totals at the end of the batch match exactly.

### Forms Prepared in Advance by the Clerk

Calculating the expected turnout at the polling place and the number of candidates and questions, the Clerk will print the estimated number of forms needed for the election. These are pre-sorted and clipped into batches with 2 copies of each batch.

### Ink Colors to use the Ballots Tally form

Tally marks are to be made using a fine or medium felt tip marker, in any color other than blue or black. The felt tip makes it easy to “dab” as votes are tallied, like dabbing a Bingo card.

It is recommended that any other writing on the form be done with a ballpoint pen preferably in blue ink (but recommended to not use black).



## Front Side – Top Header Details

COUNTY Freedom	HOLE PUNCH	COUNTING LOCATION Liberty HS	ELECTION DATE 11/8/2022	BATCH START TIME	HOLE PUNCH
POLLING PLACE Liberty HS		TYPE OF BALLOTS Election Day	TALLY DATE 11/8/2022	BATCH END TIME	

47 Ballots Tally Form (example): Location and date details in the top header

Enter details in the top header row:

- County Name
- Polling Place
- Counting Location (can be the name of the Polling Place or a specific location inside the polling place)
- Election Date
- Tally Date (may differ from the election date, if military or other votes are counted later)

Other information on the header and left sidebar is left blank until tallying of the batch is complete.

# Using the Ballots Tally form

eManual pg 111

**A** **BALLOTS TALLY**

BATCH # **1** HOLE PUNCH

COUNTY: **Freedom** HOLE PUNCH  
 COUNTING LOCATION: **Liberty HS**  
 ELECTION DATE: **11/8/2022** HOLE PUNCH  
 BATCH START TIME: **2pm**  
 POLITICAL PARTY REPRESENTED (Check One): **REP**  
 WHEN FINAL REP JUDGMENT: **gnc**  
 POLITICAL PARTY REPRESENTED (Check One): **DEM** WHEN FINAL DEM JUDGMENT: **CB**  
 IS THIS TO BE USED FOR THE OFFICIAL COUNTY? (Check One): **YES**  
 IS THIS TO BE USED FOR THE OFFICIAL COUNTY? (Check One): **NO**  
 If Official, copy totals to BATCHES SUMMARY A  
 THIS RECORD: PG #: **1**  
 ROW #: **1**

	1	2	3	4	5	6	7	8	9	10	11	12	13	14	15	16	17	18	19	20	21	22	23	24	25
Enter Total # Ballots Counted This Batch	108																								
Political Party Represented (Check One)	REP																								
Is This To Be Used For The Official County? (Check One)	YES																								
Row Total	70	28	6	4	0	74	15	9	0	58	43	6	0	97	5	0	85	21	0	74	36	0	22	24	31

©2022-2023 LINDA RANTZ PREPARED FOR CAUSE OF AMERICA - MISSOURI - 20221209



## Front Side – Group and Batch Number

“Group” refers to the 25 tally columns on the form. The numeral at the top of each column tracks to the Ballot ID for counting, which is listed on the Statement of Return (see pg. 105).

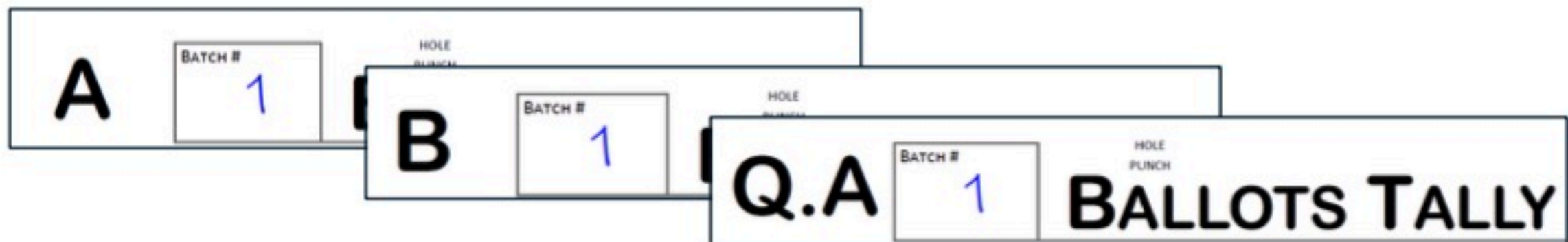
For Candidates:

- Group A: 1 to 25
- Group B: 26 to 50
- Group C: 51 to 75, and so on.

For Questions (the number is preceded by “Q.”):

- Group Q.A: 1 to 25
- Group Q.B: 26 to 50, and so on.

For the example in the Workbook, each batch will consist of Group A, Group B, and Group Q.A.



46 Ballot Tally form (example): marking Batch number in top header

The Clerk prepares **2 sets** (1 for REP, 1 for DEM)) of Group A, B, and Q.A, and marks them **Batch 1**.

# Counting Teams are Election Judges

---

Election Judges are the persons assigned by the Clerk to carry out the election functions at the polling place, including hand counting ballots. Sometimes referred to as poll workers, Missouri Statutes uses the title, “Election Judge” and has specific titles for some of the roles filled by Election Judges.

## Receiving, Counting, Recording, and Supervisory Judges

The Election Judge titles describe functions rather than individuals, and any Election Judge may perform more than one function at a polling place on election day. Also, keep in mind that Counties may use different titles.

Most voters will be familiar with the Election Judges who are at the tables where voters sign in. They are simply called Election Judges unless they are the judges initialing ballots after they have “certified” a voter’s eligibility to vote. In this case, they are called **Receiving Judges**.

The **Recording Judges** tally the votes received by candidates and for or against questions on the ballot.

During the counting process, the **Counting Judges** are responsible for handling the ballot boxes and the ballots. They read the number next to the distinguishing marks made by the voter out loud so that the Recording Judges can tally the votes.

Two Election Judges are designated by the Clerk as **Supervisory Judges**. According to statute, the primary responsibility of the Supervisory Judges is to return election supplies from the polling place to the Clerk. The Clerk may also prescribe additional duties for these Election Judges.



## Multiple Counting Teams at a Polling Place

Depending on anticipated ballots that will be cast, and the amount of time needed to hand count them, the Clerk may want to schedule multiple counting teams.

### Election Judges May Work Half Days

Election Judges may be employed for half days – either the first half or the second half of election day. This is a decision made by the Clerk, as the Clerk is required to ensure enough judges are present at all times the polls are opened.

The Clerk must also ensure that at least 1 Election Judge from each political party serves a full day and that there will be an equal number of Election Judges from the political parties during the day.

## Assigning Election Judges to the Counting Team(s)

Each counting team has 2 Counting Judges (1 DEM and 1 REP) and 2 Recording Judges (1 DEM and 1 REP).

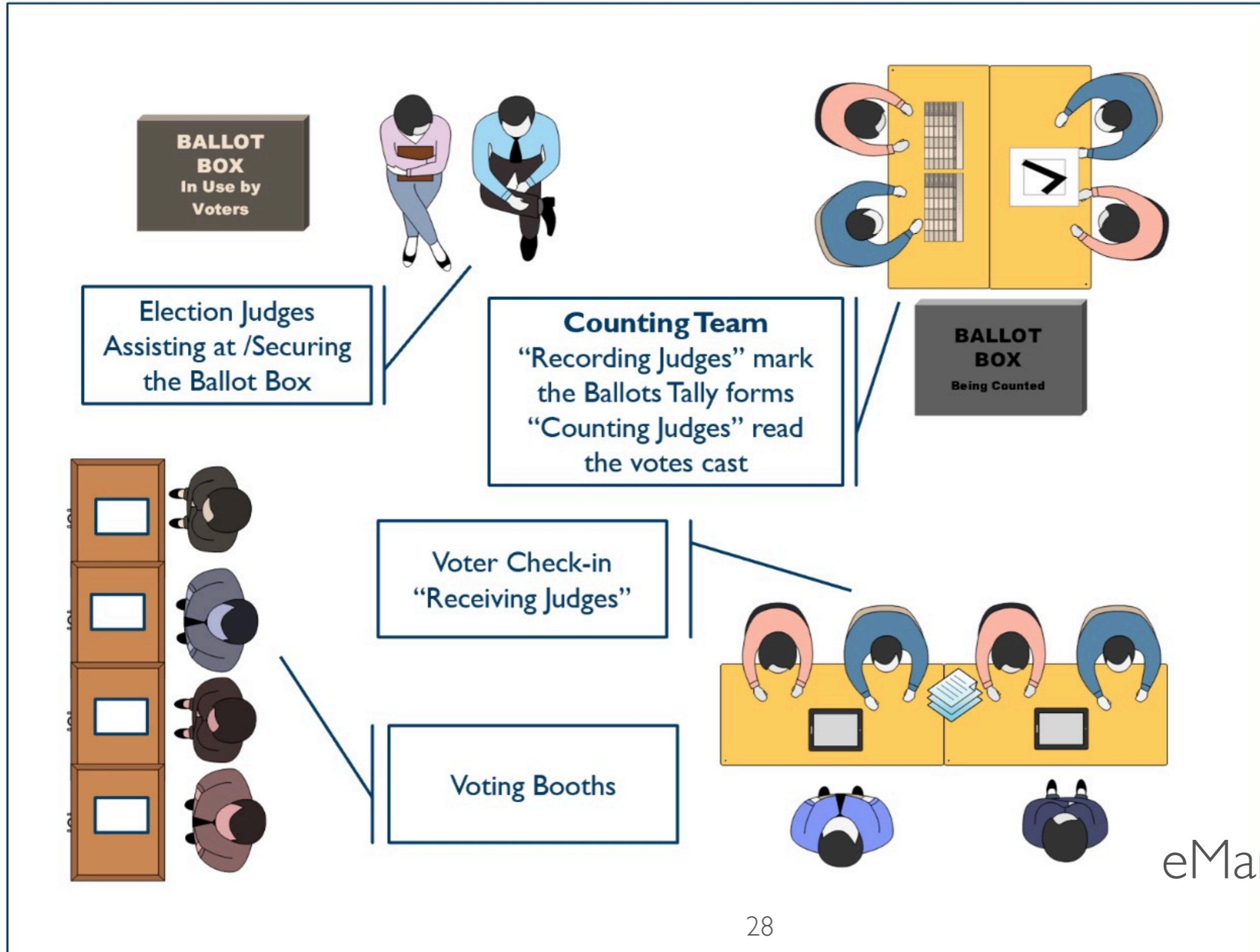
The Clerk may appoint Election Judges representing other established political parties or who do not claim a political affiliation. These Election Judges may assist the REP and DEM Election Judges but may not fill the roles of Recording or Counting Judges. Those roles are specifically assigned to Election Judges representing the major political parties.

# Demonstrate that the Ballot Box is Empty:

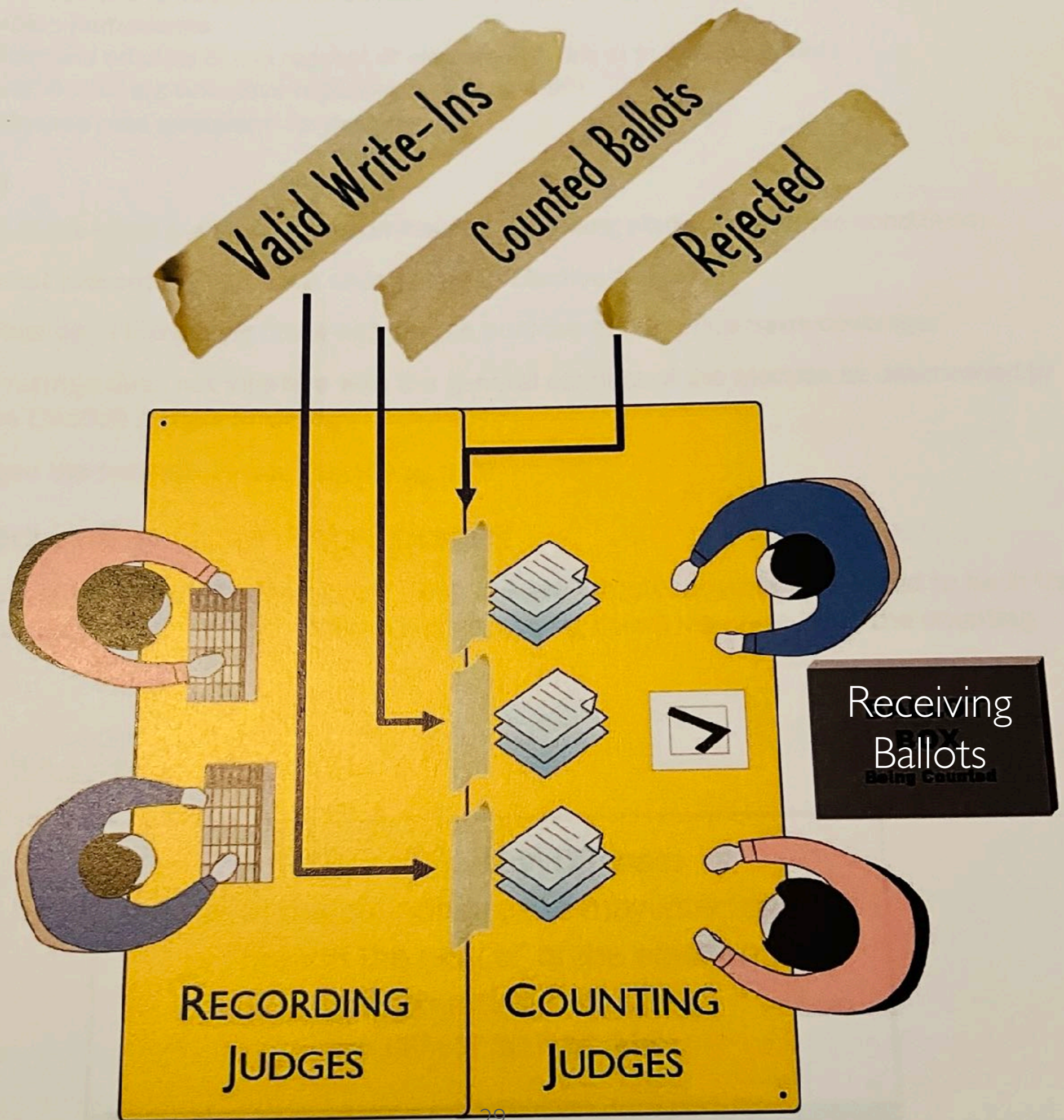
Election Judges show that the Ballot Box is empty.

The Ballot Box is then locked, and the key is held by an Election Judge. The Ballot Box must always remain in public view until it is transferred to the Counting Judges for ballot counting.

(see pg. 235)







# Hand Counting Checklists

## Hand Counting Checklists

Details are provided in the following sections, but these Hand Counting Checklists are likely all that will be needed for Judges trained and experienced in the hand counting process. Some opening tasks are already performed by Election Judges but are included here because they overlap hand counting steps.

Check	Judges
<b>Poll Opening Tasks</b>	
Oaths spoken and signed by Election	All
Count quantity of ballots received from the Clerk	All
Enter ballot quantity on "Opening Certification & Election Judges Sign-in" in the Tally Book	All
All Election Judges present at the opening of Poll sign the Opening Certification (or Additional Judges document, if needed)	All
Demonstrate Ballot Box is Empty	Receiving

Check	Judges
<b>Persons Arriving After Poll Opening</b>	
For any Election Judges arriving after poll opening, the oath is spoken and signed	Any
Sign-in on the "Election Judge Arriving After Poll Opened" page in Tally Book	Any
Challengers, Watchers, or any other person arriving at Poll (either at opening or later), confirm they are pre-authorized	Any
Challengers and/or Watchers speak their Oath	Any
Election Judge witnessing the oath records Challenger's or Watcher's name on the form in the Tally Book (Judge signs)	Any



# Hand Counting Checklists

## Hand Counting Checklists

Details are provided in the following sections, but these Hand Counting Checklists are likely all that will be needed for Judges trained and experienced in the hand counting process. Some opening tasks are already performed by Election Judges but are included because they overlap hand counting steps.

Poll Opening Tasks	
Check	
	Oaths spoken and signed by Election
	Count quantity of ballots received from the Clerk
	Enter ballot quantity on "Opening Certification & Election Judge Sign-in" in the Tally Book
	All Election Judges present at the opening of Poll sign the Opening Certification (or Additional Judges document, if need
	Demonstrate Ballot Box is Empty

Persons Arriving After Poll Opening	
Check	
	For any Election Judges arriving after poll opening, the oath spoken and signed
	Sign-in on the "Election Judge Arriving After Poll Opened" p Tally Book
	Challengers, Watchers, or any other person arriving at Poll (either at opening or later), confirm they are pre-authorized
	Challengers and/or Watchers speak their Oath
	Election Judge witnessing the oath records Challenger's d
	Watcher's name on the form in the Tally Book (Judge sign

Check	Counting Team Setup	Judges
	Setup area with chairs/tables per Clerk's instructions	
Place empty Ballot Box on small utility table		Counting Team
Organize forms and other paperwork from Clerk		Counting Team
Organize Supplies		Counting Team
Set Masking Tape labels for organizing ballots as they are reviewed/counted		Counting
Move Tally Book to possession of Counting Team		Recording
Remove Items not permitted in Counting Space		All
Review sample ballots and compare to Statement of Returns		Counting
Review List of Authorized Write-In candidates		Counting

# Hand Counting Checklists

## Hand Counting Checklists

Details are provided in the following sections, but these Hand Counting Checklists are likely all that will be needed for Judges trained and experienced in the hand counting process. Some opening tasks are already performed by Election Judges but are included because they overlap hand counting steps.

Poll Opening Tasks	
Check	
Oaths spoken and signed by Election	
Count quantity of ballots received from the Clerk	
Enter ballot quantity on "Opening Certification & Election Judge Sign-in" in the Tally Book	
All Election Judges present at the opening of Poll sign the Opening Certification (or Additional Judges document, if need)	
Demonstrate Ballot Box is Empty	

Persons Arriving After Poll Opening	
Check	
For any Election Judges arriving after poll opening, the oath spoken and signed	
Sign-in on the "Election Judge Arriving After Poll Opened" page in the Tally Book	
Challengers, Watchers, or any other person arriving at Poll (either at opening or later), confirm they are pre-authorized	
Challengers and/or Watchers speak their Oath	
Election Judge witnessing the oath records Challenger's or Watcher's name on the form in the Tally Book (Judge sign)	

Check	Counting Team Setup	
	Judges	
Setup area with chairs/tables per Clerk's instructions	Any	Counting
Place empty Ballot Box on small utility table		
Organize forms and other paperwork from Clerk		
Organize Supplies		
Set Masking Tape labels for organizing ballots as they reviewed/counted		
Move Tally Book to possession of Counting Team		
Remove Items not permitted in Counting Space		
Review sample ballots and compare to Statement of Intent		
Review List of Authorized Write-In candidates		

Check	Hand Counting Tasks	
	Judges	
Take a set of counting forms prepared by the Clerk; enter the top header details	Recording	
Receive ballot box with votes cast from Receiving Judges; trade for empty ballot box	Counting	
One ballot at a time - call votes cast	Counting	
Tally votes on Ballots Tally form	Recording	
For valid write-in votes, place arrow flag next to candidate name	Counting	
At end of the batch, record column totals on the bottom of the Ballots Tally form	Recording	
Calculate the sum of the Row Total	Recording	
If valid write-ins, count quantity, mark "write-in" envelope, place in envelop	Counting	
Count quantity of cast ballots, including valid write-ins	Counting	
Enter total ballots in batch in the left sidebar on the front side of the Ballots Tally form	Recording	
Compare column totals on the Ballots Tally form of both Recording Judges	Recording	
When agreement on totals is reached, mark 1 "official" and 1 "unofficial"	Recording	
Initial front of Ballots Tally form	Recording	
Write batch end time on the top header of the Ballots Tally form	Recording	
Write the bottom row totals from Ballots Tally to Batches Summary sheet	Recording	
On the Ballots Summary, write the page & row number from Batches Summary	Recording	
Secure counted ballots with Valid Write-ins and "unofficial" Ballots Tally	Counting	
Place "official" Ballots Tally in the Tally Book	Recording	



# Hand Counting Checklists

## Hand Counting Checklists

Details are provided in the following sections, but these Hand Counting Checklists are likely all that will be needed for Judges trained and experienced in the hand counting process. Some opening tasks are already performed by Election Judges but are included because they overlap hand counting steps.

Poll Opening Tasks	
Check	
	Oaths spoken and signed by Election
	Count quantity of ballots received from the Clerk
	Enter ballot quantity on "Opening Certification & Election Judge Sign-in" in the Tally Book
	All Election Judges present at the opening of Poll sign the Opening Certification (or Additional Judges document, if need)
	Demonstrate Ballot Box is Empty

Persons Arriving After Poll Opening	
Check	
	For any Election Judges arriving after poll opening, the oath spoken and signed
	Sign-in on the "Election Judge Arriving After Poll Opened" p Tally Book
	Challengers, Watchers, or any other person arriving at Poll (either at opening or later), confirm they are pre-authorized
	Challengers and/or Watchers speak their Oath
	Election Judge witnessing the oath records Challenger's d Watcher's name on the form in the Tally Book (Judge sign

Counting Team Setup		Judges
	Setup area with chairs/tables per Clerk's instructions	Any
	Place empty Ballot Box on small utility table	Counting
	Organize forms and other paperwork from Clerk	
	Organize Supplies	
	Set Masking Tape labels for organizing ballots as they reviewed/counted	
	Move Tally Book to possession of Counting Team	
	Remove Items not permitted in Counting Space	
	Review sample ballots and compare to Statement of	
	Review List of Authorized Write-In candidates	

Hand Counting Tasks		Judges
	Take a set of counting forms prepared by the Clerk; enter the top header details	Recording
	Receive ballot box with votes cast from Receiving Judges; trade for empty ballot box	Counting
	One ballot at a time - call votes cast	Counting
	Tally votes on Ballots Tally form	Recording
	For valid write-in votes, place arrow in	
	At end of the batch, record column totals on Ballots Tally form	
	Calculate the sum of the Row Total	
	If valid write-ins, count quantity, mark in envelop	
	Count quantity of cast ballots, include in the Ballots Tally form	
	Enter total ballots in batch in the left column of the Ballots Tally form	
	Compare column totals on the Ballots Tally form with Recording Judges	
	When agreement on totals is reached, sign "unofficial"	
	Initial front of Ballots Tally form	
	Write batch end time on the top of Ballots Tally form	
	Write the bottom row totals from Ballots Tally form on the Batches Summary sheet	
	On the Ballots Summary, write the bottom row totals from Ballots Tally form	
	Secure counted ballots with Validity Labels	
	Place "official" Ballots Tally in the Ballots Tally form	

Poll Closing Tasks		Judges
	After the final batch, calculate the sum of each column on the Batches Summary sheet	Recording
	Calculate the sum of the bottom row of Batches Summary sheet	Recording
	Calculate the sum of Row Totals in the left column on Batches Summary sheet	Recording
	Reconcile to be sure totals match	Recording
	Initial and sign Batches Summary sheets	Recording
	Cross out unused rows/columns on the Batches Summary sheet	Recording
	Post totals from Batches Summary sheet to the Results of Polling Place	Recording
	Initial and sign Results of Polling Place worksheets	Recording
	Post totals from Results of Polling Place to 2 copies of Statement of Returns for candidates and questions	Recording & Counting
	Sign the Certifications for each Statement of Returns	Recording & Counting
	Fill out the Certification of Ballot Counts in the Tally Book	Recording & Counting
	All Election Judges present sign the Certification	Recording & Counting
	Organize ballots, election materials, supplies, etc. for return to the Clerk	All
		All

# Hand Counting Tasks

Check	Hand Counting Tasks	Judges
	Take a set of counting forms prepared by the Clerk; enter the top header details	Recording
	Receive ballot box with votes cast from Receiving Judges; trade for empty ballot box	Counting
	One ballot at a time – call votes cast	Counting
	Tally votes on Ballots Tally form	Recording
	For valid write-in votes, place arrow flag next to candidate name	Counting
	At end of the batch, record column totals on the bottom of the Ballots Tally form	Recording
	Calculate the sum of the Row Total	Recording
	If valid write-ins, count quantity, mark “write-in” envelope, place in envelop	Counting
	Count quantity of cast ballots, including valid write-ins	Counting
	Enter total ballots in batch in the left sidebar on the front side of the Ballots Tally form	Recording
	Compare column totals on the Ballots Tally form of both Recording Judges	Recording
	When agreement on totals is reached, mark 1 “official” and 1 “unofficial”	Recording
	Initial front of Ballots Tally form	Recording
	Write batch end time on the top header of the Ballots Tally form	Recording
	Write the bottom row totals from Ballots Tally to Batches Summary sheet	Recording
	On the Ballots Summary, write the page & row number from Batches Summary	Recording
	Secure counted ballots with Valid Write-ins and “unofficial” Ballots Tally	Counting
	Place “official” Ballots Tally in the Tally Book	Recording



# Chain of Custody

There is a full Chain of Custody for tally sheets, batches and more.

**Q.A**  **BALLOTS TALLY**

	Q1	Q2	Q3	Q4	Q5	Q6	Q7	Q8	Q9	Q10
ENTER TOTAL # BALLOTS										
COUNTED THIS BATCH										
PARTIAL BATCH APPROVED (SEE INQ)										
REP										
D&M										
IS THIS TO BE USED FOR THE OFFICIAL COUNT?										

**A**  **BATCHES SUMMARY**

WORLD 2025 Bonds Batch Prepared for Courts of America 440 20251210

	1	2	3	4	5	6	7	8	9	10	11	12	13	14	15	16	17
1																	
2																	
3																	
4																	
5																	

**RESULTS of POLLING PLACE**

WORLD 2025 Bonds Batch Prepared for Courts of America 440 20251210

The number of ballots received

GROUP	1	2	3	4	5	6	7	8	9	10	11	12	13
A													

number of identification certificates signed

GROUP	25	27	28	29	30	31	32	33	34	35	36	37	38
B													

The number of rejected ballots at this polling place is  :

## To Begin Counting, Receive the Ballot Box

---

All four judges are seated and ready: 2 Counting Judges (from 2 major political parties) and 2 Recording Judges (from 2 major political parties). An empty ballot box is in the possession of the Counting Judges.

when counting is ready to begin, a **Receiving Judge** delivers the ballot box to the **Counting Judges** who, in turn, give the Receiving Judge their empty ballot box.

The Receiving Judge shows that the box is empty, locks it, and it remains in public view until the polls close or it is removed for counting another batch.

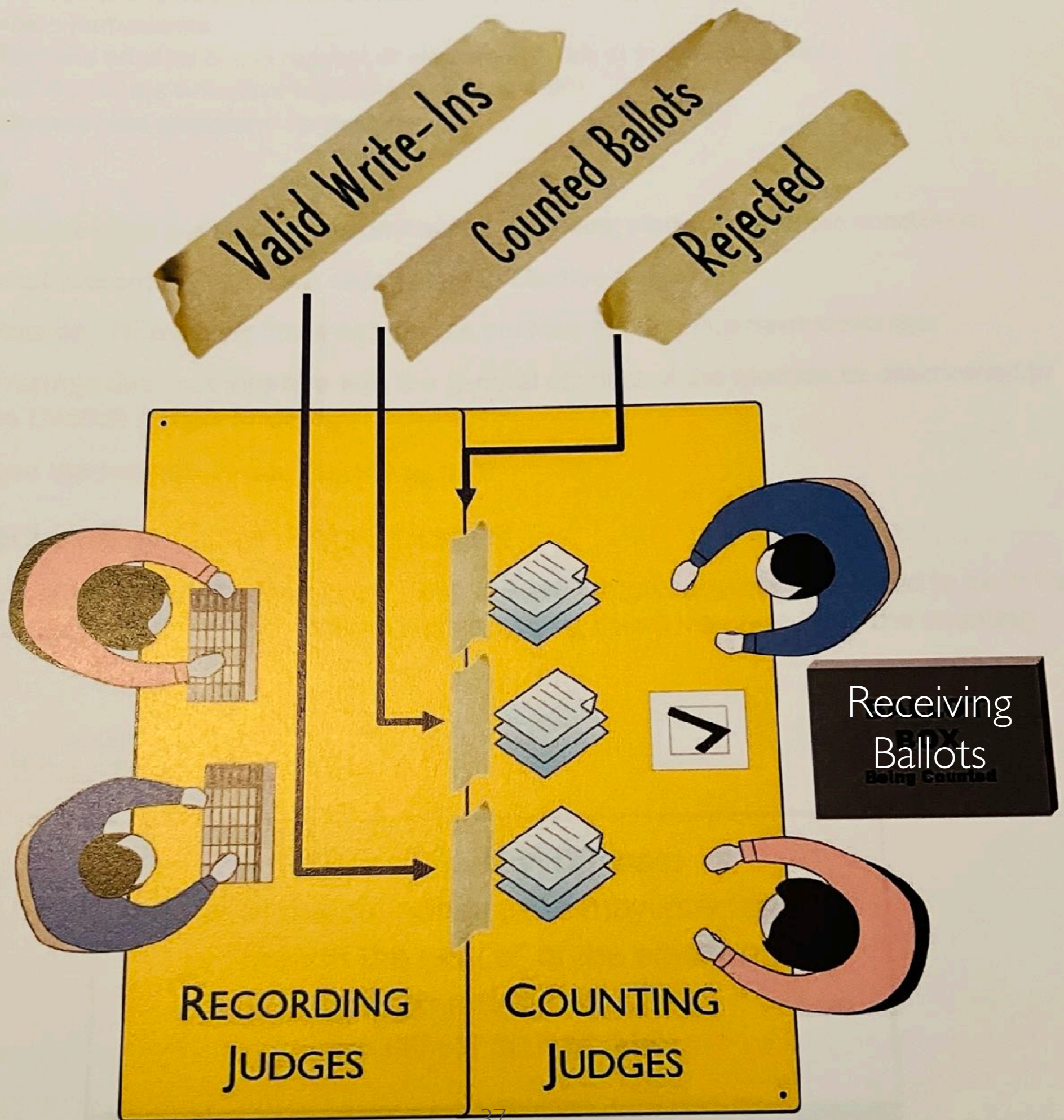
### Ballots pulled from Ballot Box One at a Time

“One Counting Judge closely observed by the other Counting Judge,” takes a single ballot from the ballot box and holds it so that both Counting Judges can see it.

### Check for the Initials of Election Judges

Missing initials mean the ballot shall be rejected, although there is an exception. See the topic for “Rejected” ballots (pg. 109) section.







# MOCK BALLOT GENERAL ELECTION FREEDOM COUNTY NOVEMBER 8, 2022

	
JUDGES' INITIALS	

## INSTRUCTIONS TO VOTERS

Use ink to mark the ballot. No pencils.

Indicate your preference by making a "distinguishing mark." For example:



**Write-in:** To vote for a valid write-in candidate, indicate your preference with a distinguishing mark and write the person's name on the line provided.

**Questions on the ballot:** If you are in favor of the submitted question, mark "YES". If you are opposed to a submitted question, mark "NO".

**Mistakes:** If you spoil your ballot, return it to the election judge to receive a new ballot.

**Numbers in Left Columns:** Small numbers in left column are assigned numerically and used when ballots are tallied.

**REPUBLICAN (REP)**  
**DEMOCRAT (DEM)**  
**LIBERTARIAN (LIB)**  
**CONSTITUTION (CST)**

## FOR UNITED STATES SENATOR

Vote For One

1	<input checked="" type="checkbox"/>	JAMES HEIRSON	REP
2	<input type="checkbox"/>	ANDREW CARLSON	DEM

## STATE REP. DIST. 025

Vote For One

14	<input checked="" type="checkbox"/>	LIAM GRELLS	REP
15	<input type="checkbox"/>	OLIVIA HUTTELS	DEM
16	<input type="checkbox"/>	_____	WRITE IN

## FOR STATE REP. DISTRICT 119

Vote For One

17	<input checked="" type="checkbox"/>	BRAD JENSEN	REP
18	<input type="checkbox"/>	ELIJAH PANCILLI	LIB
19	<input type="checkbox"/>	_____	WRITE IN

## FOR ASSOCIATE CIRCUIT JUDGE

Vote For One

20	<input checked="" type="checkbox"/>	HEATHER INGLES	REP
----	-------------------------------------	----------------	-----

## FOR CIRCUIT COURT CLERK

Vote For One

31	<input checked="" type="checkbox"/>	RANDALL QUINCE	REP
32	<input type="checkbox"/>	AVA RINCER	DEM
33	<input type="checkbox"/>	_____	WRITE IN

## FOR RECORDER OF DEEDS

Vote For One

34	<input checked="" type="checkbox"/>	HAROLD HARRISON	DEM
35	<input type="checkbox"/>	_____	WRITE IN

## FOR TREASURER

Vote For One

36	<input checked="" type="checkbox"/>	PRESTON WRIGHT	REP
37	<input type="checkbox"/>	_____	WRITE IN



## Counting Judge calls the vote next to the distinguishing mark

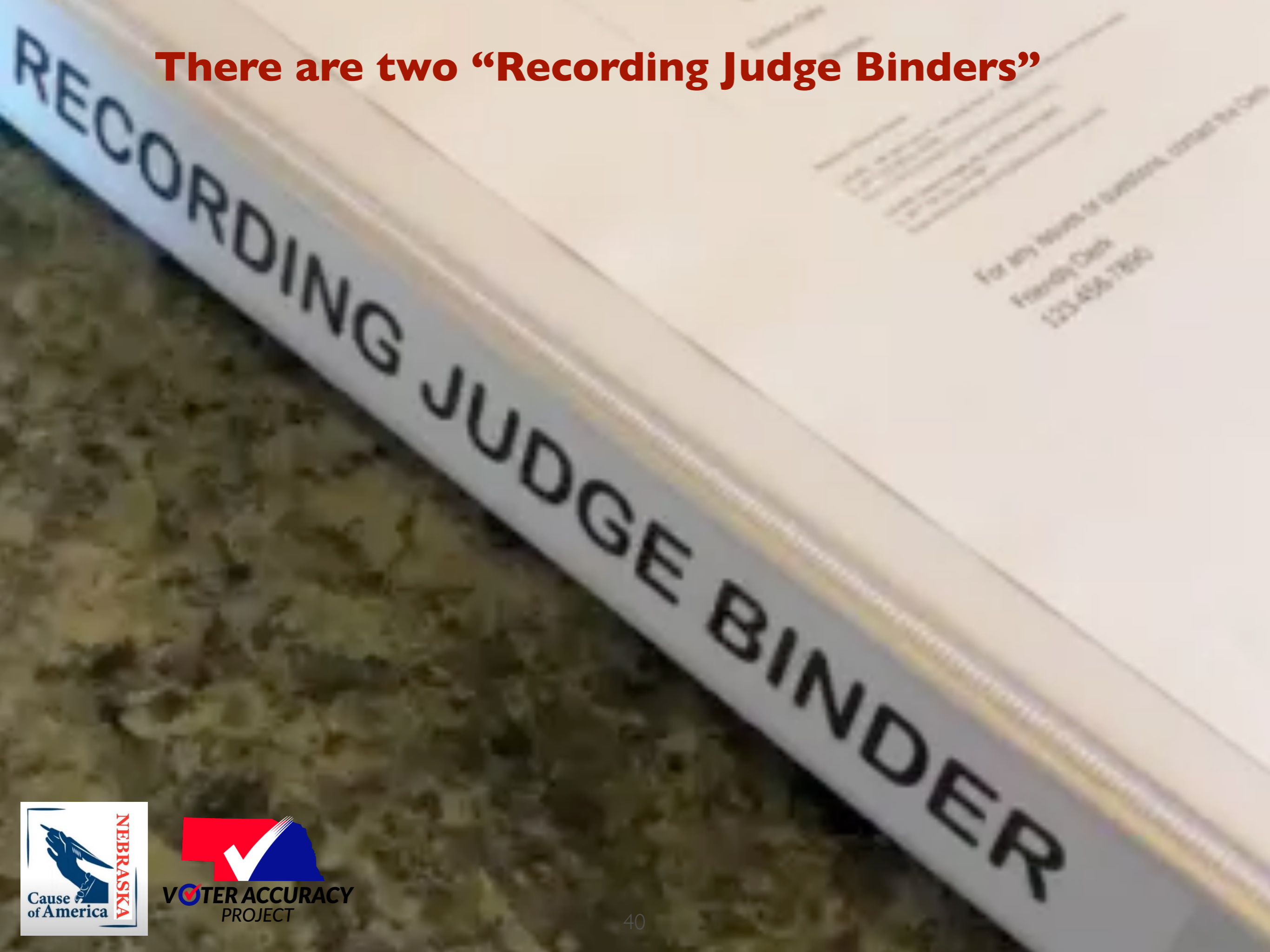
Begin to call out each vote, starting on the front page (candidates), leftmost column, and going down to the bottom of the column before beginning the next column.

When the front page is done, flip the ballot over and call votes on the back page.

READ THE NUMBER NEXT TO THE BOX, THEN read the name of the candidate and office sought, or question and preference.

FOR UNITED STATES SENATOR		
Vote For One		
1	<input type="checkbox"/>	JAMES HEIRSON REP
2	<input type="checkbox"/>	ANDREW CARLSON DEM
3	<input type="checkbox"/>	MARGARET BILLINGTON LIB
4	<input checked="" type="checkbox"/>	WES REMISINGER CST
5	<input type="checkbox"/>	
_____ WRITE IN		

# There are two “Recording Judge Binders”



For any needs or questions, contact us at  
Friendly Call  
1-23-456-7890





# Using the Ballots Tally form

eManual pg 111

**A** **BALLOTS TALLY**

BATCH # **1**

COUNTY: **Freedom** HOLE PUNCH: **Liberty HS** ELECTION DATE: **11/8/2022** BATCH START TIME: **2pm** HOLE PUNCH: **JRP** WHEN FINAL REP JUDGES: **CB**

COUNTING LOCATION: **Liberty HS** TYPE OF BALLOTS: **Election Day** BATCH DATE: **11/8/2022** BATCH END TIME: **3:15pm**

	1	2	3	4	5	6	7	8	9	10	11	12	13	14	15	16	17	18	19	20	21	22	23	24	25
Enter Total # Ballots Counted This Batch	108																								
Political Party Represented (Check One)	<input checked="" type="checkbox"/> REP <input type="checkbox"/> DEM																								
Is This To Be Used For The Official Count? (Check One)	<input checked="" type="checkbox"/> YES <input type="checkbox"/> NO																								
If Official, Copy Totals To Batches Summary A																									
Then Record PG #:	1																								
Row #:	1																								
Row Total	70	28	6	4	0	74	15	9	0	58	43	6	0	97	5	0	85	21	0	74	36	0	22	24	31

©2022-2023 LINDA RANTZ PREPARED FOR CAUSE OF AMERICA - MISSOURI - 20221209







## Marking Votes on the Ballots Tally form

---

This form is a 2-sided document. The front side has identification information and is used to tally the votes. The back side is for the signatures of the Recording Judges.

Hat tip to the Louisiana team (see pg. 202) for the idea to use a pitch count sheet to tally votes in their “Cajun Clothesline” ballot counting model. If you have never seen a pitch count sheet, we put an example in the footnote.<sup>5</sup>

The Ballots Tally form is adapted from a pitch count sheet, except the columns are vertical rather than horizontal.

Also, marking the form is a lot like marking a Bingo card – just a quick “dab” with a color marker.

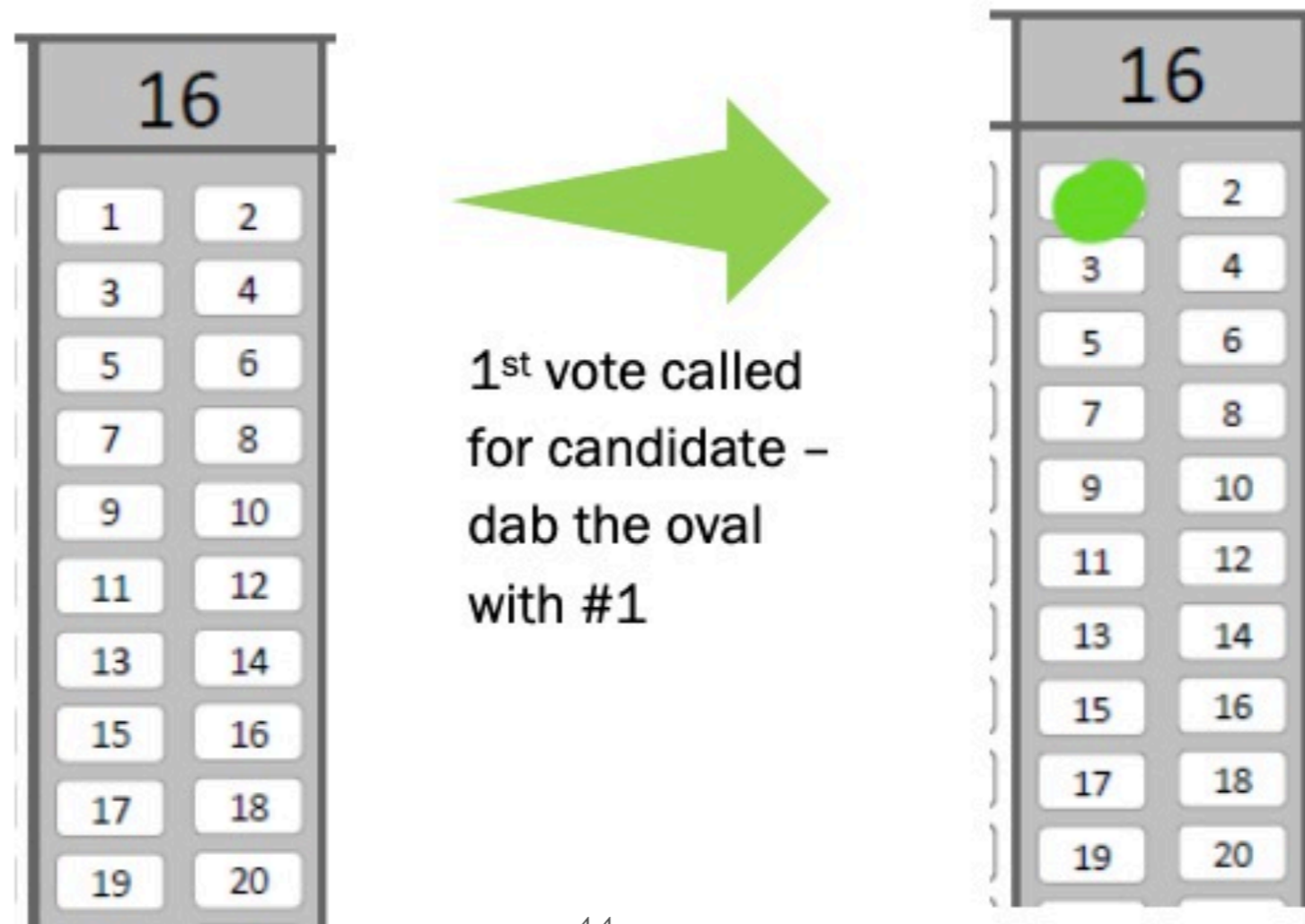
## Marking Device to Use to Tally Votes

Tallies must be made in ink, in any color other than blue or black. No pencil marks for tallies. A fine tip marker with a rounded tip is a good choice for making the mark; It leaves a sufficient size dot by simply touching it to the paper. There is no need to fill in the entire oval.

## Tally the Vote When it is Called

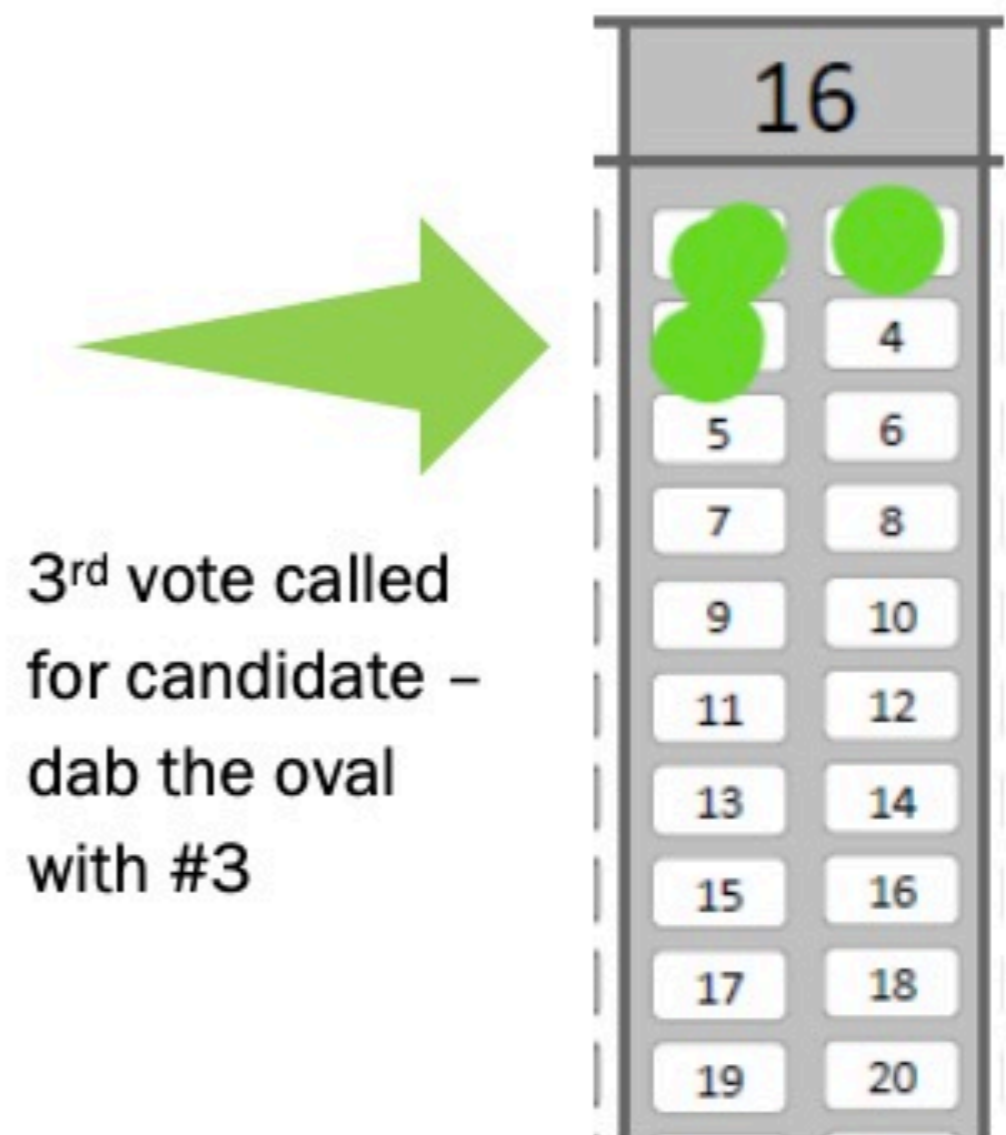
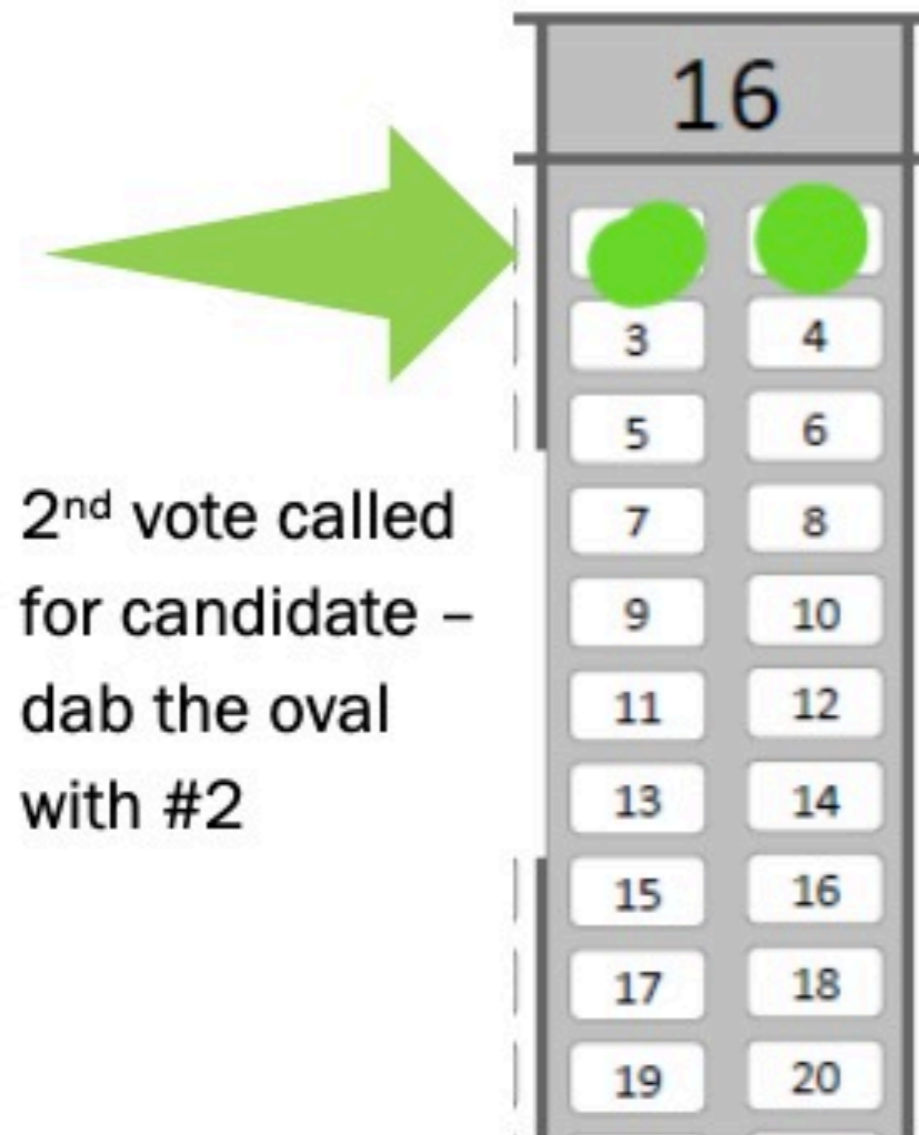
When the Counting Judge calls a vote, the column number is given that appears on the ballot next to the candidate's name or question preference.

On the Ballots Tally Form, go to the corresponding column for the number called. If the column is blank, "dab" on top of the number "1".

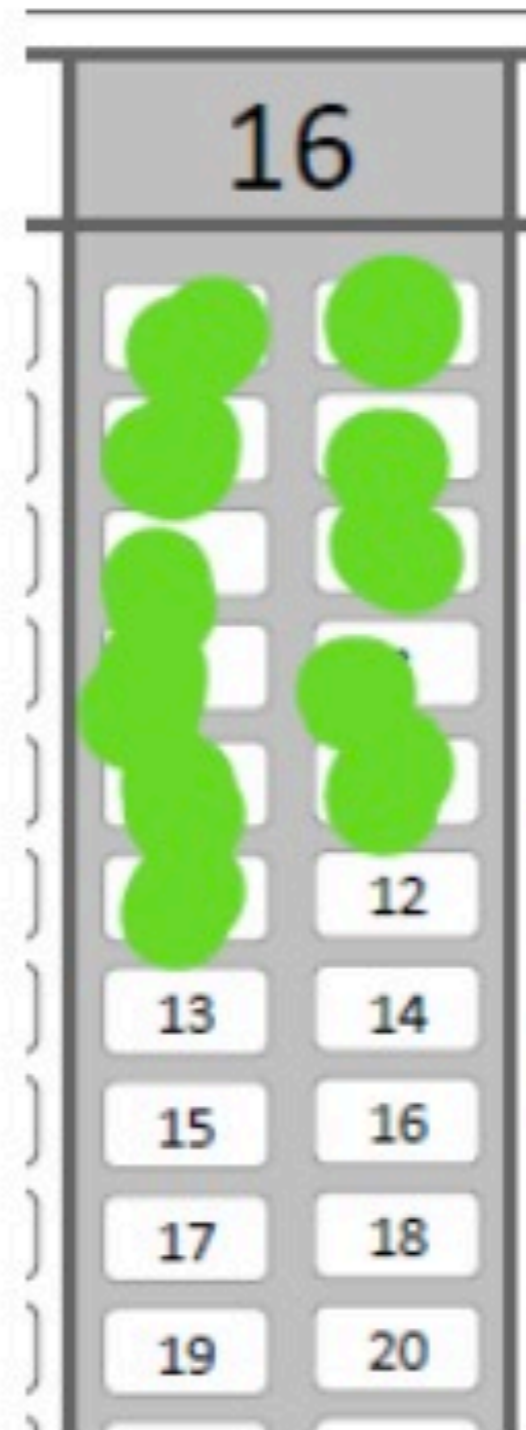




The next time that candidate is called, you will dab the oval with the number 2, which is to the right. Continue going left, right, left right, and down the column as that candidate receives more votes.



As more votes called for this candidate, continue dabbling left, right, left, right, as ovals are filled going down the column





# How to Correct a Wrong Tally

**A** 1 **BALLOTS TALLY**

LIBERTY Polling Place 11-5-2024 11 AM  
Browne Election Day 11-5-2024

	1	2	3	4	5	6	7	8	9	10	11	12	13	14	15	16	17	18	19	20	21	22	23	24	25
Ballot Number																									
1																									
2																									
3																									
4																									
5																									
6																									
7																									
8																									
9																									
10																									
11																									
12																									
13																									
14																									
15																									
16																									
17																									
18																									
19																									
20																									
21																									
22																									
23																									
24																									
25																									

18 19



## Recording a Tally in the Wrong Column

If accidentally marking a tally in the wrong column, use a pencil to circle the oval in which the mistaken tally was marked. Then follow one of these steps to correct the tally:


- If **another vote is called** for the column with the pencil-circled oval, use an eraser to remove the pencil marking. The mistakenly marked oval becomes the tally for the new vote.
- If there are **no subsequent votes** is called for the column with the pencil-circled oval during the remainder of the batch:
  - Leave the pencil marking as is.
  - Use a blue ballpoint pen and put an “X” on the oval circled in pencil.
  - Initial below the oval with the “X”.
  - When recording the column total, disregard the oval with the “X” and use the number from the oval preceding it.

## Continue Calling Votes until the Batch is Complete

Proceed to the next section to total the batch of ballots.



# Totaling a Batch of Ballots



51 Ballots Tally form  
(example) - determining  
last oval dabbed

There are 2 circumstances that determine the completion of the batch:

1. All ballots in the ballot box have been called and tallied; or,
2. A column on any of the Ballots Tally forms reaches 100. When any candidate or question has received 100 votes. Finish counting the remaining votes on the ballot. **DO NOT PULL ANY MORE BALLOTS FROM THE BALLOT BOX.**

Note: If a batch is completed before the ballot box is empty, close the ballot box and leave it in its place at the counting table. At all times, a minimum of 2 Election Judges (1 REP, 1 DEM) must remain at the table with the ballot box and ensure there is no tampering.

## Determine and Record Column Totals

For each column, find the last oval that was “dabbed.” In the example to the left, the next visible number is 16, so that means the last number dabbed was 15, so 15 is the correct total for this column.







## Row Total Sum

Calculate the sum of the totals and write it in the Row Total box on the left end of the row.

Row Total	1	2	3	4	5	6	7	8	9	10	11	12	13	14	15	16	17	18	19	20	21	22	23	24	25
708	70	28	6	4	0	74	15	9	0	58	43	6	0	97	5	0	85	21	0	74	36	0	22	24	31

53 Ballots Tally form (example): Sum of row total

POLITICAL PARTY REPRESENTED (CIRCLE ONE)
REP
DEM
IS THIS TO BE USED FOR THE OFFICIAL COUNT? (CIRCLE ONE)
YES
No

55 Ballots Tally form (example): Recording Judges mark party affiliation and official status

## Recording Judges Must Agree on Totals

The Recording Judges compare the totals on each Group form from the batch. Follow the Clerk's guidelines on how to work out discrepancies.

Once the Recording Judges have reached an agreement, they decide which form (either the REP or DEM version) for each group will be submitted as "official."

- The "official" version will be placed in the Tally Book
- The "unofficial" version will be packed with the ballots.

In the left sidebar, each Recording Judge marks their political affiliation on their own form.

Each Recording Judge marks YES or NO to indicate whether or not their Ballots Tally form is the official version.

## Recording Judges Initial forms and Ending Time

In the top right corner of the header row, the Recording Judges initial their own and each other's Ballots Tally forms. They also enter the time that the batch was completed.

BATCH START TIME 2pm	HOLE PUNCH	WHEN FINAL REP JUDGE INITIAL: JD	WHEN FINAL, DEM JUDGE INITIAL: EB
BATCH END TIME 3:15pm			

54 Ballots Tally form (example): Recording Judges initial the forms and record the ending time of the batch.

## Total Number of Ballots in Batch

The Counting Judges, together, will count the quantity of ballots for which votes had been called and tallied. The ballots to be counted are those in the piles for "Counted Ballots" and "Valid Write-Ins." (combine the 2 numbers for a total). When they agree on the total number of ballots, they announce the number to the Recording Judges who enter it in the top of the left sidebar of their Ballots Tally form.

ENTER TOTAL # BALLOTS COUNTED THIS BATCH  108
--

56 Ballots Tally form (example): Total number of ballots counted in the batch



# Correcting Mistakes on the Ballots Tally form

---

## Mistakes on the Top Header, Left Column, or Bottom Totals Row

Use a blue ballpoint pen to cross out mistakes to information in either the top header, left column, or bottom Totals Row.

Initial near the crossed-out mistakes without making any marks inside the tally area.

## Information Left Blank on the Front or Back Page of the Ballots Tally form

Election Judges return to complete.

## Election Judge(s) forget to Sign or Initial Ballots Tally form

Election Judges return to sign or initial.

# Signatures on the Ballots Tally form

For each Group form (i.e., A, B, Q.A, etc.), the Recording Judges sign the back of their own and each other's Ballots Tally form.

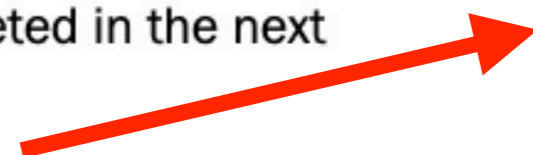
<b>A</b>	BATCH # 1	<b>BALLOTS TALLY</b> <small>©2022-2023 Linda Rantz Prepared for Cause of America - Missouri</small>	
	<b>Signatures of Recording Judges</b>		
	When batch of ballots being tallied is complete, Recording Judges compare their tallies. The recording judges must agree on the final count and decide which sheet to submit as "official." The Recording Judges sign both tally sheets.		
	JUDGE AFFILIATION (CIRCLE ONE)	RECORDING JUDGE NAME PRINT:	RECORDING JUDGE SIGNATURE AFTER BATCH COMPLETED—SIGN WITH BLUE BALLPOINT PEN
REP DEM OTH	Janet Larson	Janet Larson	
REP DEM OTH	Claudia Buchanan	Claudia Buchanan	

eManual pg 120

57 Ballots Tally form (example): the back of the form, signatures of Recording Judges

At this point, the only incomplete information on the Ballots Tally form is the Page Number and Row at the bottom of the left sidebar. That information will be completed in the next step, which is to transfer the Row Total to the Batches Summary sheet.

IF OFFICIAL, COPY TOTALS TO <b>BATCHES SUMMARY A</b> THEN RECORD: PG #:  Row #:
---





# Statutes for Totals of Ballots Counted

---

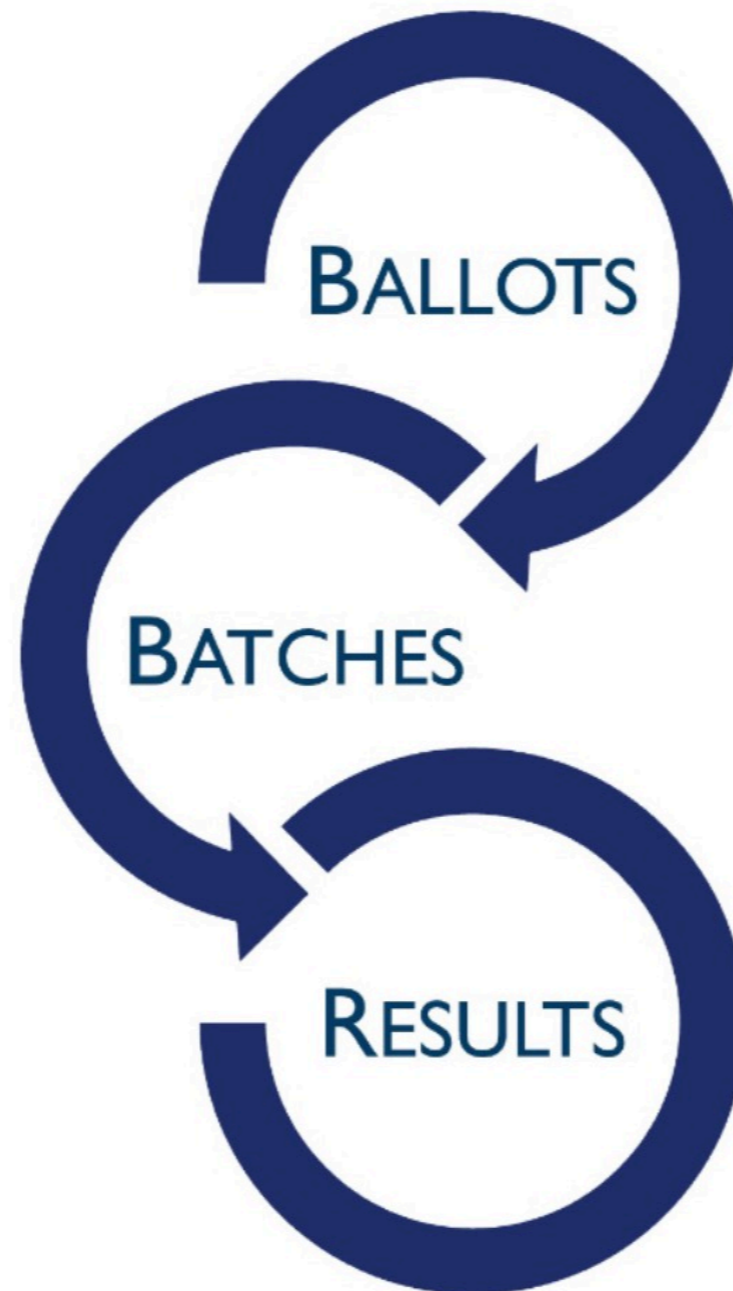
## For Each Batch of Ballots, Compare Tallies, Agree on The Count:

When counting is completed (end of a batch), the 2 Recording Judges compare their tally totals. When they agree on the Count. They both sign each other's Ballots Tally form. (see pg. 236)

## Write the Batch Totals on the Batches Summary sheet

For each batch completed, the Row Totals are written on the Batches Summary sheet

# The Hand Counting Process: Ballots, Batches, Results





# Batches Summary sheet

Batch #s



**A**

PAGE 1	HOLE PUNCH	©2022 2021 Linda Parks Prepared for Cause of America MD 20220220	COUNTY Freedom	PRECINCT PUNCH	COUNTY LOCATION Liberty HS	ELECTION DATE 11/8/2022	PRECINCT PUNCH	WHEN FINAL, REP JUDGE INITIAL LV	WHEN FINAL, DEM JUDGE INITIAL RF
OF # PGS 1	<b>BATCHES SUMMARY</b>		POLLING PLACE Liberty HS	TYPE OF BALLOT (ELECTION OR EARLY ABSENTEE, ETC.) Election Day		PAID DATE 11/8/2022			

ROW #	1	2	3	4	5	6	7	8	9	10	11	12	13	14	15	16	17	18	19	20	21	22	23	24	25	
1	708	70	28	6	4	0	74	15	9	0	58	43	6	0	97	5	0	85	21	0	74	36	0	22	24	31
2	713	82	17	8	7	0	65	22	8	0	39	52	12	1	96	14	0	79	24	0	81	28	0	24	26	28
3	699	64	30	3	3	1	93	14	6	0	41	36	7	0	98	7	0	68	32	0	62	41	0	31	35	27
4	637	59	28	3	4	0	69	14	4	0	26	27	13	1	99	10	0	76	38	0	65	16	0	31	26	28
5																										
6																										
7																										
8																										
9																										
10																										
11																										
12																										
13																										
14																										
15																										
16																										
17																										
18																										
Column Totals	1	2	3	4	5	6	7	8	9	10	11	12	13	14	15	16	17	18	19	20	21	22	23	24	25	
Total	2757	275	103	20	18	1	301	65	27	0	164	158	38	2	390	36	0	308	115	0	282	121	0	108	111	114

# Count a Batch of Ballots

10		11		12	
●	●	●	●	●	●
●	●	●	●	●	●
●	●	●	●	●	●
●	●	●	●	7	8
●	●	●	●	9	10
●	●	●	●	11	12
●	●	●	●	13	14
●	●	●	●	15	16
●	●	●	●	17	18
●	●	●	●	19	20
●	●	●	●	21	22
●	●	●	●	23	24
●	●	●	●	25	26
●	●	●	●	27	28
●	●	●	●	29	30
●	●	●	●	31	32
●	●	●	●	33	34
●	●	●	●	35	36
●	●	●	●	37	38
●	●	●	●	39	40
●	●	●	●	41	42
●	●	●	●	43	44
●	●	●	●	45	46
●	●	●	●	47	48
●	●	●	●	49	50
●	●	●	●	51	52
●	●	●	●	53	54
●	●	●	●	55	56
●	●	●	●	57	58
59	60	59	60	59	60
61	62	61	62	61	62

eManual pg 72

16 Ballots Tally form: combine baseball pitch count with Bingo for an easy method of tallying votes

97	98	97	98	97	98
99	100	99	100	99	100
10		11		12	
TOTAL		TOTAL		TOTAL	
58		43		6	

Column totals go a summary of batches



# Record Batch Row Total to the Batches Summary sheet

Using the version of the Ballots Tally form that the Recording Judges indicate as “official.” Match the Group (e.g., A, B, C, etc.) of the Ballots Tally form to the corresponding Batches Summary sheet.

**A** 1 **BALLOTS TALLY**

Freedom Party  
Liberty 4%

17/08/2022  
2pm  
3-15pm

5/2  
CB

100

70 28 6 4 0 74 15 4 0 58 43 4 0 47 5 0 85 21 0 74 34 0 22 24 31

**A** **BATCHES SUMMARY**

Overlap the sheets, Ballots Tally on top of Batches Summary, and copy the Row Total of the Ballot Tally onto the Batches Summary.

**A** 1 **BALLOTS TALLY**

Freedom Party  
Liberty 4%

17/08/2022  
2pm  
3-15pm

5/2  
CB

100

70 28 6 4 0 74 15 4 0 58 43 4 0 47 5 0 85 21 0 74 34 0 22 24 31

70 28 6 4 0 74 15 4 0 58 43 4 0 47 5 0 85 21 0 74 34 0 22 24 31



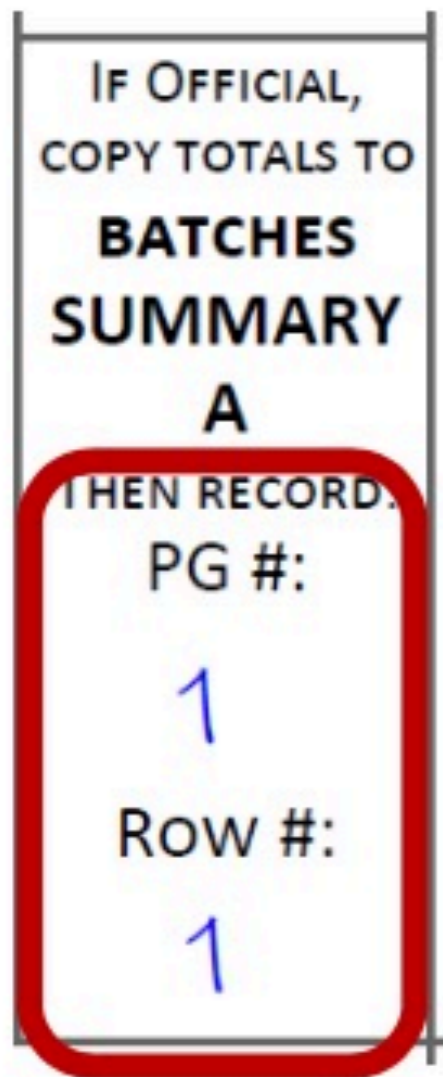




## Page and Row Numbers Written on Ballots Tally form

At the bottom of the left sidebar of the Ballots Tally form, write the page number and row number from the Batches Summary sheet where the totals were recorded.

The Ballots Tally form is placed in the Tally Book behind the Batches Summary sheet.



IF OFFICIAL,  
COPY TOTALS TO  
**BATCHES  
SUMMARY**  
**A**  
THEN RECORD.  
PG #:  
1  
ROW #:  
1

The image shows a vertical rectangular form with a black border. At the top, it contains the text "IF OFFICIAL, COPY TOTALS TO BATCHES SUMMARY A THEN RECORD." in a sans-serif font. Below this, there are two fields: "PG #:" and "ROW #:". The number "1" is handwritten in blue ink in both fields. A red rounded rectangular box highlights the "PG #:" and "ROW #:" fields and the handwritten numbers.

61 Ballots Tally form, enter the page and row number for Batches Summary sheet

# Using the Ballots Tally form

eManual pg 111

**A** **BALLOTS TALLY**

BATCH # **1**

COUNTY: **Freedom** HOLE PUNCH: **Liberty HS** ELECTION DATE: **11/8/2022** BATCH START TIME: **2pm** HOLE PUNCH: **JRP** WHEN FINAL REP JUDGES: **CB**

COUNTY: **Liberty HS** TYPE OF BALLOTS: **Election Day** BATCH DATE: **11/8/2022** BATCH END TIME: **3:15pm**

	1	2	3	4	5	6	7	8	9	10	11	12	13	14	15	16	17	18	19	20	21	22	23	24	25	
Enter Total # Ballots Counted This Batch	108																									
Political Party Represented (Check One)	<input checked="" type="checkbox"/> REP <input type="checkbox"/> DEM																									
Is This To Be Used For The Official Count? (Check One)	<input checked="" type="checkbox"/> YES <input type="checkbox"/> NO																									
If Official, Copy Totals To Batches Summary A Then Record: PG #: <b>1</b> Row #: <b>1</b>																										
Row Total	708	70	28	6	4	0	74	15	9	0	58	43	6	0	97	5	0	85	21	0	74	36	0	22	24	31

©2022-2023 LINDA RANTZ PREPARED FOR CAUSE OF AMERICA - MISSOURI - 20221209



# Transfer Tally Sheets to Batches Summary

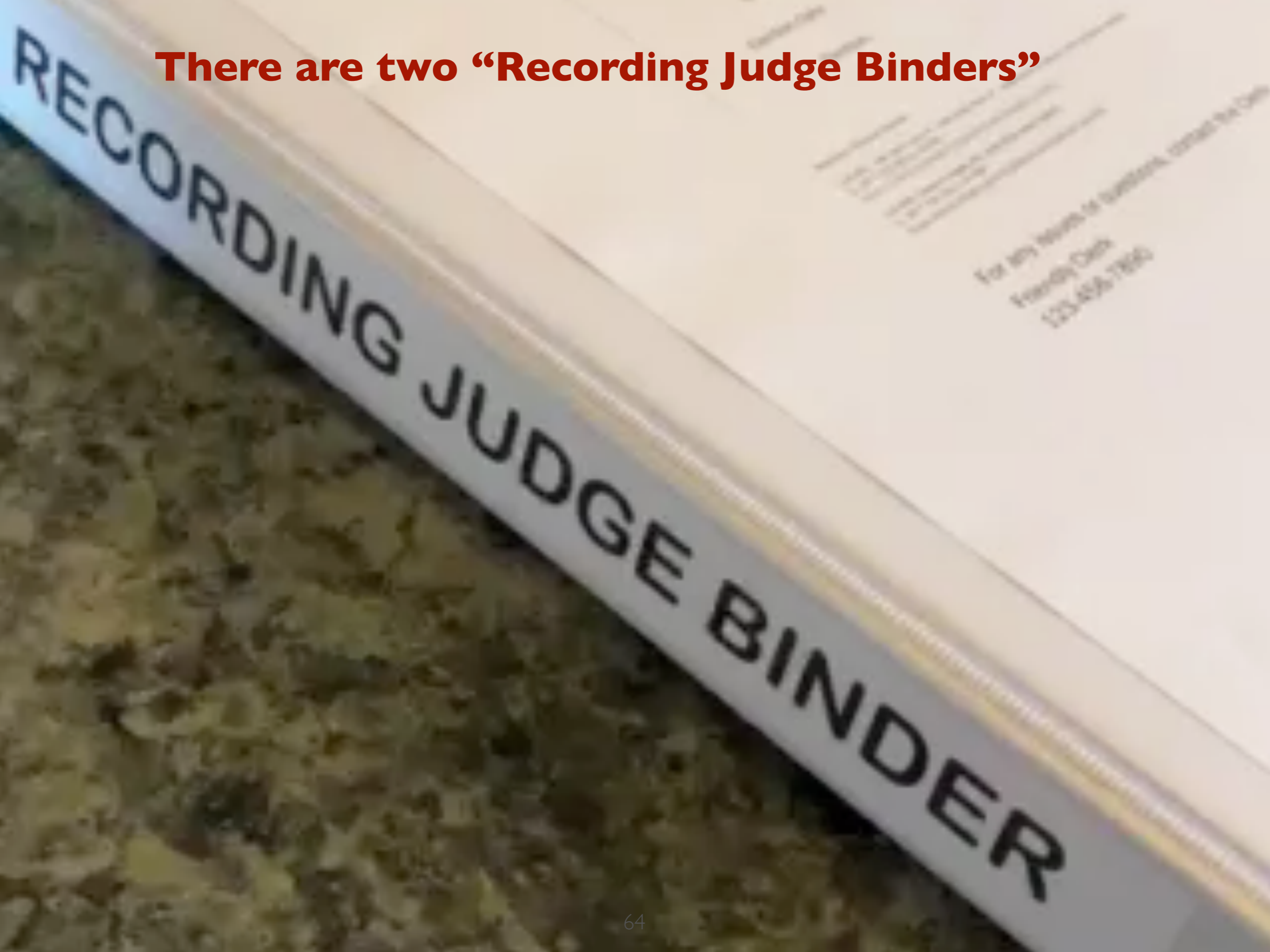
Now that we know how the **tally sheet** is filled out after a batch has been completed...

Let's show how the **official tally sheet** is then entered into the counting judges/county clerk's binder.

After **Recording Judges** have agreed on the totals and the **official tally sheets** (Group A, B, etc. QA, QB, etc) have been signed, those sheets are removed from the **Recording Judges Binder** and those totals are entered onto the **Batches Summary Sheet** located in in the **Counting Judges Binder**.

Once those numbers are transferred, those **Tally Sheets** are placed behind the **Batches Summary Sheets** in the official binder aka Counting Judges/County Clerks Binder.

**There are two “Recording Judge Binders”**





**The Counting Judges Binder is “THE OFFICIAL BINDER”  
for the COUNTY CLERK**

**This binder holds the official tally sheets,  
summary sheets  
Including the results  
of the polling place**

**CHAIN OF CUSTODY**

# Transfer Tally Sheets to Batches Summary

The un-official Tally Sheets at the end of the day are kept with the envelopes of counted, write-in and rejected ballots.





# Finalize the Batches Summary sheets

## Recording Judges Initial and Sign

When the Recording Judges agree on the totals, both will:

- Initial the front side of the sheet in the upper right corner; and,
- Sign the back of the sheet.

WHEN FINAL, REP JUDGE INITIAL: <i>LV</i>	WHEN FINAL, DEM JUDGE INITIAL: <i>RF</i>
--	--

63 Batches Summary (example): Election Judges initial top-right corner, front page

<b>A</b>	<b>BATCHES SUMMARY</b> <small>©2022-2023 Linda Rantz Prepared for Cause of America - Missouri</small>	
	<b>Signatures of Recording Judges</b>	
	At the completion of each Ballots Tally, the totals are entered onto this Batches Summary. When counting of ballots is completed and all Ballots Tally sheets are recorded on this Summary, Recording Judges sign this Batches Summary sheet.	
	JUDGE AFFILIATION (CIRCLE ONE)	
REP	RECORDING JUDGE NAME PRINT: <i>Lana Vengell</i>	
DEM	RECORDING JUDGE SIGNATURE AFTER BATCH COMPLETED—SIGN WITH BLUE BALLPOINT PEN SIGN: <i>Lana Vengell</i>	
OTH		
REP	RECORDING JUDGE NAME PRINT: <i>Richmond Fields</i>	
DEM	RECORDING JUDGE SIGNATURE AFTER BATCH COMPLETED—SIGN WITH BLUE BALLPOINT PEN SIGN: <i>Richmond Fields</i>	
OTH		

64 Batches Summary (example): Recording Judges sign back of sheet when counting complete and totals entered



Any unused rows are crossed out.

A	PAID	HOLE NUMBER										COUNTY					ELECTION DAY					WHEN FINAL REP JUDGE INITIALS					WHEN FINAL DEM JUDGE INITIALS								
	1	BATCHES SUMMARY										Freedom					Liberty #S					11/8/2022					LIV					RF			
OF # PGS											Liberty #S					Election Day					11/8/2022														
ROW #	1	2	3	4	5	6	7	8	9	10	11	12	13	14	15	16	17	18	19	20	21	22	23	24	25										
1	708	70	28	6	4	0	74	15	9	0	58	43	6	0	97	5	0	85	21	0	74	36	0	22	24	31									
2	713	82	17	8	7	0	65	22	8	0	39	52	12	1	96	14	0	79	24	0	81	28	0	24	26	28									
3	699	64	30	3	3	1	93	14	6	0	41	36	7	0	98	7	0	68	32	0	62	41	0	31	35	27									
4	637	59	28	3	4	0	69	14	4	0	26	27	13	1	99	10	0	76	38	0	65	16	0	31	26	28									
5																																			
6																																			
7																																			
8																																			
9																																			
10																																			
11																																			
12																																			
13																																			
14																																			
15																																			
16																																			
17																																			
18																																			
COMBINE TOTALS																																			
TOTAL	2757	275	103	20	18	1	301	65	27	0	164	158	38	2	390	36	0	308	115	0	282	121	0	108	111	114									

65 Batches Summary (example): all batches recorded, any blank lines crossed out



# Figuring Results of Polling Place

eManual pg 129

RESULTS of POLLING PLACE		COUNTY										COUNTY LOCATION										ELECTION DATE		WHEN FINAL, REP JUDGE INITIAL:		WHEN FINAL, DEM JUDGE INITIAL:	
		Freedom										Liberty HS										Nov 8, 22					
		POLLING PLACE										NAME OF POLLING PLACE (SCHOOL, EARLY VOTING SITE)										ALL DATE					
		Liberty HS										Election Day										Nov 8, 22					
Group		1	2	3	4	5	6	7	8	9	10	11	12	13	14	15	16	17	18	19	20	21	22	23	24	25	
A	1	275	103	20	18	1	301	65	27	0	164	158	38	2	390	36	0	308	115	0	282	121	0	108	111	114	
Group		26	27	28	29	30	31	32	33	34	35	36	37	38	39	40	41	42	43	44	45	46	47	48	49	50	
B	1	4	209	99	75	12	209	217	0	404	0	418	0	379	4	401	6										
Group		51	52	53	54	55	56	57	58	59	60	61	62	63	64	65	66	67	68	69	70	71	72	73	74	75	
C	NONE																										
Group		76	77	78	79	80	81	82	83	84	85	86	87	88	89	90	91	92	93	94	95	96	97	98	99	100	
D	NONE																										
Group		101	102	103	104	105	106	107	108	109	110	111	112	113	114	115	116	117	118	119	120	121	122	123	124	125	
E	NONE																										
Group		126	127	128	129	130	131	132	133	134	135	136	137	138	139	140	141	142	143	144	145	146	147	148	149	150	
F	NONE																										
Group		151	152	153	154	155	156	157	158	159	160	161	162	163	164	165	166	167	168	169	170	171	172	173	174	175	
G	NONE																										
Group		176	177	178	179	180	181	182	183	184	185	186	187	188	189	190	191	192	193	194	195	196	197	198	199	200	
H	NONE																										
Group		Q.1	Q.2	Q.3	Q.4	Q.5	Q.6	Q.7	Q.8	Q.9	Q.10	Q.11	Q.12	Q.13	Q.14	Q.15	Q.16	Q.17	Q.18	Q.19	Q.20	Q.21	Q.22	Q.23	Q.24	Q.25	
Q.A	1	360	58	25	406	118	302	111	275	210	211	416	5	389	26	275	105	299	112	318	107	390	26				
Group		Q.26	Q.27	Q.28	Q.29	Q.30	Q.31	Q.32	Q.33	Q.34	Q.35	Q.36	Q.37	Q.38	Q.39	Q.40	Q.41	Q.42	Q.43	Q.44	Q.45	Q.46	Q.47	Q.48	Q.49	Q.50	
Q.B	NONE																										



# Post Batches Summary totals to Results of Polling Place

Using the Batches Summary sheet for each Group, match the Group (e.g., A, B, C, etc.) to the corresponding row on the Results of Polling Place report (both forms are in the Tally Book).<sup>6</sup>

BATCHES SUMMARY		Polling Place																								
Batch	Total	1	2	3	4	5	6	7	8	9	10	11	12	13	14	15	16	17	18	19	20	21	22	23	24	25
705	70	20	6	4	0	74	15	4	0	65	43	4	0	87	5	0	85	21	0	74	36	0	22	26	31	
715	82	12	8	7	0	65	22	8	0	38	52	12	1	46	14	0	79	24	0	51	28	0	24	29	26	
608	64	30	5	5	1	45	14	6	0	41	36	7	0	48	7	0	66	32	0	42	41	0	31	35	27	
637	58	28	3	4	0	61	14	4	0	29	27	13	1	44	10	0	76	30	0	65	19	0	31	26	26	
Row Total																										

RESULTS of POLLING PLACE		Polling Place																								
Group	Total	1	2	3	4	5	6	7	8	9	10	11	12	13	14	15	16	17	18	19	20	21	22	23	24	25
A																										
B																										
C																										
D																										
E																										
F																										
G																										
H																										
I																										
J																										
K																										
L																										
M																										
N																										
O																										
P																										
Row Total																										

Overlap the sheets, Batches Summary on top of the Results of Polling Place, align the Batches Summary Row Totals to the corresponding Group on the Results of Polling Place, and copy the Row Total from the Batches Summary to the Results.

BATCHES SUMMARY		Polling Place																								
Batch	Total	1	2	3	4	5	6	7	8	9	10	11	12	13	14	15	16	17	18	19	20	21	22	23	24	25
705	70	20	6	4	0	74	15	4	0	65	43	4	0	87	5	0	85	21	0	74	36	0	22	26	31	
715	82	12	8	7	0	65	22	8	0	38	52	12	1	46	14	0	79	24	0	51	28	0	24	29	26	
608	64	30	5	5	1	45	14	6	0	41	36	7	0	48	7	0	66	32	0	42	41	0	31	35	27	
637	58	28	3	4	0	61	14	4	0	29	27	13	1	44	10	0	76	30	0	65	19	0	31	26	26	
Row Total																										

RESULTS of POLLING PLACE		Polling Place																								
Group	Total	1	2	3	4	5	6	7	8	9	10	11	12	13	14	15	16	17	18	19	20	21	22	23	24	25
A	275	105	20	15	1	301	65	27	0	164	140	35	2	340	36	0	300	115	0	282	121	0	100	111	114	
B																										
C																										
D																										
E																										
F																										
G																										
H																										
I																										
J																										
K																										
L																										
M																										
N																										
O																										
P																										
Row Total																										



A		BATCHES SUMMARY																										
Process		Liberty 45																										
Date		15/02/2022																										
Liberty 45		Batch No																										
Date		15/02/2022																										
Signature		JV																										
Signature		RE																										
705	70	20	6	4	0	74	15	4	0	60	43	6	0	87	5	0	85	21	0	74	30	0	22	24	31			
713	82	17	8	7	0	65	22	6	0	38	52	12	1	86	14	0	79	24	0	81	28	0	24	26	26			
608	64	30	9	3	1	93	14	6	0	41	36	7	0	85	7	0	68	52	0	62	41	0	31	35	27			
637	59	28	3	4	0	69	14	4	0	29	27	13	1	89	10	0	76	38	0	65	19	0	31	26	28			
Total		279	271	275	103	20	10	1	301	65	27	0	164	190	30	2	340	36	0	300	115	0	282	121	0	108	111	114
Group	1	2	3	4	5	6	7	8	9	10	11	12	13	14	15	16	17	18	19	20	21	22	23	24	25			
A	279	271	275	103	20	10	1	301	65	27	0	164	190	30	2	340	36	0	300	115	0	282	121	0	108	111	114	
Group	26	27	28	29	30	31	32	33	34	35	36	37	38	39	40	41	42	43	44	45	46	47	48	49	50			
B																												
Group	51	52	53	54	55	56	57	58	59	60	61	62	63	64	65	66	67	68	69	70	71	72	73	74	75			
C																												
Group	76	77	78	79	80	81	82	83	84	85	86	87	88	89	90	91	92	93	94	95	96	97	98	99	100			
D																												
Group	101	102	103	104	105	106	107	108	109	110	111	112	113	114	115	116	117	118	119	120	121	122	123	124	125			
E																												
Group	126	127	128	129	130	131	132	133	134	135	136	137	138	139	140	141	142	143	144	145	146	147	148	149	150			
F																												
Group	151	152	153	154	155	156	157	158	159	160	161	162	163	164	165	166	167	168	169	170	171	172	173	174	175			
G																												
Group	176	177	178	179	180	181	182	183	184	185	186	187	188	189	190	191	192	193	194	195	196	197	198	199	200			
H																												
Group	Q.1	Q.2	Q.3	Q.4	Q.5	Q.6	Q.7	Q.8	Q.9	Q.10	Q.11	Q.12	Q.13	Q.14	Q.15	Q.16	Q.17	Q.18	Q.19	Q.20	Q.21	Q.22	Q.23	Q.24	Q.25			
Q.A																												
Group	Q.26	Q.27	Q.28	Q.29	Q.30	Q.31	Q.32	Q.33	Q.34	Q.35	Q.36	Q.37	Q.38	Q.39	Q.40	Q.41	Q.42	Q.43	Q.44	Q.45	Q.46	Q.47	Q.48	Q.49	Q.50			
Q.B																												

Batch Summary

Results of Polling Place

eManual pg 131

67 Recording totals by Group from Batches Summary sheets to the Results of Polling Place

<sup>6</sup> Note: If there are multiple pages of Batches Summary sheets for each Group, the sum for each column must be calculated from the pages and then entered on the Results of Polling Place worksheet.



# RESULTS of POLLING PLACE

GROUP	1	2	3	4	5	6	7	8	9	10	11	12	13	14	15	16	17	18
<b>A</b>	# SUMMARY SHEETS																	

GROUP	26	27	28	29	30	31	32	33	34	35	36	37	38	39	40	41	42	43
<b>B</b>	# SUMMARY SHEETS																	

GROUP	51	52	53	54	55	56	57	58	59	60	61	62	63	64	65	66	67	68
<b>C</b>	# SUMMARY SHEETS																	

GROUP	76	77	78	79	80	81	82	83	84	85	86	87	88	89	90	91	92	93
<b>D</b>	# SUMMARY SHEETS																	

GROUP	101	102	103	104	105	106	107	108	109	110	111	112	113	114	115	116	117	118
<b>E</b>	# SUMMARY SHEETS																	

GROUP	126	127	128	129	130	131	132	133	134	135	136	137	138	139	140	141	142	143
<b>F</b>	# SUMMARY SHEETS																	

GROUP	151	152	153	154	155	156	157	158	159	160	161	162	163	164	165	166	167	168
<b>G</b>	# SUMMARY SHEETS																	



GROUP	176	177	178	179	180	181	182	183	184	185	186	187	188	189	190	191	192	193
<b>H</b>	# SUMMARY SHEETS																	

GROUP	Q.1	Q.2	Q.3	Q.4	Q.5	Q.6	Q.7	Q.8	Q.9	Q.10	Q.11	Q.12	Q.13	Q.14	Q.15	Q.16	Q.17	Q.18
<b>Q.A</b>	# SUMMARY SHEETS																	

# Finalize the Results of Polling Place Worksheet

## Recording Judges Initial Front Page

When all totals have been entered on the Results of Polling Place worksheets, the Recording Judges initial in the upper right corner of the front page.

WHEN FINAL, REP JUDGE INITIAL: 	WHEN FINAL, DEM JUDGE INITIAL: 
--	--

## Recording and Counting Judges sign Back Page





The back page of the Results of Polling Place is signed by all 4 members of the Counting Team.

1000 PUNCH      1000 PUNCH      1000 PUNCH

### RESULTS of POLLING PLACE

©2012-2019 Cook County, Prepared for Courts of America - Missouri

When the results from all Batches Summary sheets are finalized, totaled and entered on this Results page, Recording and Counting Judges sign this Results / Polling Place sheet.

Judge Affiliation (circle one)	Signatures of Recording Judges	Judge Affiliation (circle one)	Signatures of Counting Judges
REP	RECORDING JUDGE NAME PRINT: <i>Burt Jenkins</i>	REP	COUNTING JUDGE NAME PRINT: <i>Richmond Fields</i>
DEM	RECORDING JUDGE SIGNATURE (in blue ink) — SIGN WITH BLUE BALLPOINT PEN SIGN: 	DEM	COUNTING JUDGE SIGNATURE (in blue ink) — SIGN WITH BLUE BALLPOINT PEN SIGN: 
OTH	RECORDING JUDGE NAME PRINT: <i>Lana Vengell</i>	OTH	COUNTING JUDGE NAME PRINT: <i>Simin Takava</i>
REP	RECORDING JUDGE SIGNATURE (in blue ink) — SIGN WITH BLUE BALLPOINT PEN SIGN: 	REP	COUNTING JUDGE SIGNATURE (in blue ink) — SIGN WITH BLUE BALLPOINT PEN SIGN: 
DEM		DEM	
OTH		OTH	



# Copy Final Results to Statement of Returns

The Statement of Returns – Candidates and the Statement of Returns – Questions are in the Tally Book in the Poll Closing section.

The column numbers on the Results of Polling Place correspond to the Ballot ID numbers in the left column of the Statement of Returns.

Recording and Counting Judges copy the vote tallies from the Results of Polling Place to the corresponding Ballot ID on the Statement of Returns.

		HOLE PUNCH											©2022-2023 Linda Rantz Prepared for Cause of America MD 20221210		COUNTY Freedom
		<b>RESULTS of POLLING PLACE</b>											POLLING PLACE Liberty HS		
GROUP		1	2	3	4	5	6	7	8	9	10	11			
	# SUMMARY SHEETS														
A	1	275	103	20	18	1	301	65	27	0	164	158			
GROUP		26	27	28	29	30	31	32	33	34	35	36			
	# SUMMARY SHEETS														
B	1	4	209	99	75	12	209	217	0	404	0	418			

70 Results of Polling Place (example): screenshot of results written on the row for Group A

# Statement of Returns & Certification

COUNTY	POLLING PLACE	ELECTION	ELECTION DATE
FREEDOM	LIBERTY HS	GENERAL	NOV. 8, 2022

## STATEMENT OF RETURNS - CANDIDATES

Statement of Returns - Candidates - We hereby certify that:

Ballot #	VOTES CAST	FOR CANDIDATE	FOR OFFICE OR
1	275	JAMES HEYSON	United State Senator
2	103	ANDREW CARLSON	
3	20	MARGARET BILLINGTON	
4	18	WES REMISINGER	
5	1	Write-in	
6	301	HOLLY KESTREL	United State Representative District 3
7	65	CYNTHIA BRAZELL	
8	27	JOSEPH GARLAND	
9	0	Write-in	State Auditor
10	164	RACHEL ANDERSON	
11	158	PEDRO ARROYO	
12	38	BOB WESTERSON	
13	2	Write-in	State Rep. Dist. 025
14	390	LIAM GRELLS	
15	36	OLIVIA HUTTELS	
16	0	Write-in	State Rep. Dist. 119
17	308	BRAD JENSEN	
18	115	ELIJAH PAVILLI	
19	0	Write-in	Associate Circuit Judge
20	282	HEATHER INGLES	
21	121	EMMA GEMKINS	
22	0	Write-in	
23	108	JORDAN DANIELS	Presiding Commissioner
24	111	CHARLOTTE WILKINSON	
25	114	AMELIA FETTERMAN	
26	4	Write-in	
27	209	BETHANY GILBERT	Clerk of the County Commission
28	04	JAMES MCKENZIE	
29	76	LUCAS CONSTELL	
30	12	Write-in	
31	209	RANDALL QUINCE	Circuit Court Clerk
32	217	AVA RINGER	
33	0	Write-in	
34	404	HAROLD HARRISON	Recorder of Deeds
35	0	Write-in	
36	418	PRESTON WRIGHT	Treasurer
37	0	Write-in	
38	379	BLAKE JENSTON	Prosecuting Attorney
39	4	Write-in	
40	401	JANET BECK	Collector of Revenue
41	6	Write-in	
42			
43			
44			
45			
46			
47			
48			
49			
50			

Judge Initials

*AV PK BT ST*



# Statement of Returns & Certification

eManual pg 150

COUNTY	POLLING PLACE	ELECTION	ELECTION DATE
FREEDOM	LIBERTY HS	GENERAL	NOV. 8, 2022

## STATEMENT OF RETURNS - CANDIDATES

Statement of Returns – Candidates – We hereby certify that:

SALUT ID	VOLES CAST:	FOR CANDIDATE:	FOR OFFICE OF:
1	275	JAMES HEIRSON	United State Senator
2	103	ANDREW CARLSON	
3	20	MARGARET BILLINGTON	
4	18	WES REMISINGER	
5	1	Write-in	
6	301	HOLLY KESTREL	United State Representative District 3
7	65	CYNTHIA BRAZELL	
8	27	JOSEPH GARLAND	
9	0	Write-in	
10	164	RACHEL ANDERSON	State Auditor
11	158	PEDRO ARROYO	

HOLE PUNCH

©2022-2023 Linda Rantz  
Prepared for Cause of America MD 20221210

# RESULTS of POLLING PLACE

COUNTY  
Freedom

POLLING PLACE  
Liberty HS

GROUP		1	2	3	4	5	6	7	8	9	10	11
A	IF SUMMARY SHEETS											
	1	275	103	20	18	1	301	65	27	0	164	158
GROUP		26	27	28	29	30	31	32	33	34	35	36
B	IF SUMMARY SHEETS											
	1	4	209	99	75	12	209	217	0	404	0	418

70 Results of Polling Place (example): screenshot of results written on the row for Group A

eManual pg 133

COUNTY	POLLING PLACE	ELECTION	ELECTION DATE
FREEDOM	LIBERTY HS	GENERAL	NOV. 8, 2022

## STATEMENT OF RETURNS - CANDIDATES

Statement of Returns - Candidates - We hereby certify that:

ID	VOTES CAST:	FOR CANDIDATE:	FOR OFFICE OF:
1	275	JAMES HEIRSON	United State Senator
2	103	ANDREW CARLSON	
3	20	MARGARET BILLINGTON	
4	18	WES REMISINGER	
5	1	Write-In	United State Representative
6	301	HOLLY KESTREL	
7	65	CYNTHIA BRAZELL	



# Copy Final Results to Statement of Returns

The Statement of Returns – Candidates and the Statement of Returns – Questions are in the Tally Book in the Poll Closing section.

The column numbers on the Results of Polling Place correspond to the Ballot ID numbers in the left column of the Statement of Returns.

Recording and Counting Judges copy the vote tallies from the Results of Polling Place to the corresponding Ballot ID on the Statement of Returns.

HOLE PUNCH

©2022-2023 Linda Rantz  
Prepared for Cause of America MO 20221210

COUNTY													
POLLING PLACE													
Freedom													
Liberty HS													
GROUP		1	2	3	4	5	6	7	8	9	10	11	
A	# SUMMARY SHEETS	1	275	103	20	18	1	301	65	27	0	164	158
GROUP		26	27	28	29	30	31	32	33	34	35	36	
B	# SUMMARY SHEETS	1	4	209	99	75	12	209	217	0	404	0	418

70 Results of Polling Place (example): screenshot of results written on the row for Group A

COUNTY	POLLING PLACE	ELECTION	ELECTION DATE
FREEDOM	LIBERTY HS	GENERAL	NOV. 8, 2022

## STATEMENT OF RETURNS - CANDIDATES

Statement of Returns – Candidates – We hereby certify that:

Ballot ID	VOTES CAST:	FOR CANDIDATE:	FOR OFFICE OF:
1	275	JAMES HEIRSON	United State Senator
2	103	ANDREW CARLSON	
3	20	MARGARET BILLINGTON	
4	18	WES REMISINGER	
5	1	Write-In	
6	301	HOLLY KESTREL	
7	65	CYNTHIA BRAZELL	
		79 United State Representative	

# Record Totals for Candidates & Questions

Column totals of batches are finalized and recorded on  
Statement of Returns for Candidates and Questions



10	164	RACHEL ANDERSON	State Auditor
11	158	PEDRO ARROYO	
12	38	BOB WESTERSON	
13	2	Write-in	

20 Statement of Returns: totals are transferred from Results of Polling Place, once confirmed, and signed by judges

eManual pg 76



# Sign the Certification of Statement of Returns

Four members of the counting team(s) sign the Certification of the Statement of Returns.

COUNTY	POLLING PLACE	ELECTION	ELECTION DATE
FREEDOM	LIBERTY HS	GENERAL	NOV. 8, 2022

## CERTIFICATION OF STATEMENT OF RETURNS – CANDIDATES

We, the duly qualified and acting Judges of the polling place above-named, for the election above-named, held on the date above-named, in the county of Freedom, Missouri, do hereby certify that the foregoing pages of Statements of Returns for Candidates (initialed by us) and consisting of a total of 1 pages (excluding this certification), are a full and accurate return of all votes cast at this polling place for all candidates.

JUDGE AFFILIATION (CIRCLE ONE)	Signatures of Recording Judges	JUDGE AFFILIATION (CIRCLE ONE)	Signatures of Counting Judges
<input checked="" type="radio"/> REP <input type="radio"/> DEM <input type="radio"/> OTH	RECORDING JUDGE NAME PRINT: Lana Vengell RECORDING JUDGE SIGNATURE—SIGN WITH BLUE BALLPOINT PEN SIGN: <i>Lana Vengell</i>	<input type="radio"/> REP <input checked="" type="radio"/> DEM <input type="radio"/> OTH	COUNTING JUDGE NAME PRINT: Richmond Fields COUNTING JUDGE SIGNATURE—SIGN WITH BLUE BALLPOINT PEN SIGN: <i>Richmond Fields</i>
<input type="radio"/> REP <input checked="" type="radio"/> DEM <input type="radio"/> OTH	RECORDING JUDGE NAME PRINT: Burt Jenkins RECORDING JUDGE SIGNATURE—SIGN WITH BLUE BALLPOINT PEN SIGN: <i>Burt Jenkins</i>	<input checked="" type="radio"/> REP <input type="radio"/> DEM <input type="radio"/> OTH	COUNTING JUDGE NAME PRINT: Simin Takava COUNTING JUDGE SIGNATURE—SIGN WITH BLUE BALLPOINT PEN SIGN: <i>Simin Takava</i>

COUNTY	POLLING PLACE	ELECTION	ELECTION DATE

## STATEMENT OF RETURNS - QUESTIONS

Statement of Returns – Questions – We hereby certify that:

QUESTION NO.	VOTES CAST:	FOR OR AGAINST:	FOR QUESTION:
Q. 1		For (YES)	
Q. 2		Against (NO)	
Q. 3		For (YES)	
Q. 4		Against (NO)	
Q. 5		For (YES)	
Q. 6		Against (NO)	
Q. 7		For (YES)	
Q. 8		Against (NO)	
Q. 9		For (YES)	
Q. 10		Against (NO)	
Q. 11		For (YES)	
Q. 12		Against (NO)	
Q. 13		For (YES)	
Q. 14		Against (NO)	
Q. 15		For (YES)	
Q. 16		Against (NO)	
Q. 17		For (YES)	
Q. 18		Against (NO)	
Q. 19		For (YES)	
Q. 20		Against (NO)	
Q. 21		For (YES)	
Q. 22		Against (NO)	
Q. 23		For (YES)	
Q. 24		Against (NO)	
Q. 25		For (YES)	
Q. 26		Against (NO)	
Q. 27		For (YES)	



# Sign the Certification of Statement of Returns

Four members of the counting team(s) sign the Certification of the Statement of Returns.

COUNTY	POLLING PLACE	ELECTION	ELECTION DATE
FREEDOM	LIBERTY HS	GENERAL	NOV. 8, 2022

## CERTIFICATION OF STATEMENT OF RETURNS – Questions

We, the duly qualified and acting Judges of the polling place above-named, for the election above-named, held on the date above-named, in the county of Freedom, Missouri, do hereby certify that the foregoing pages of Statements of Returns for Candidates (initialed by us) and consisting of a total of 1 pages (excluding this certification), are a full and accurate return of all votes cast at this polling place for all candidates.

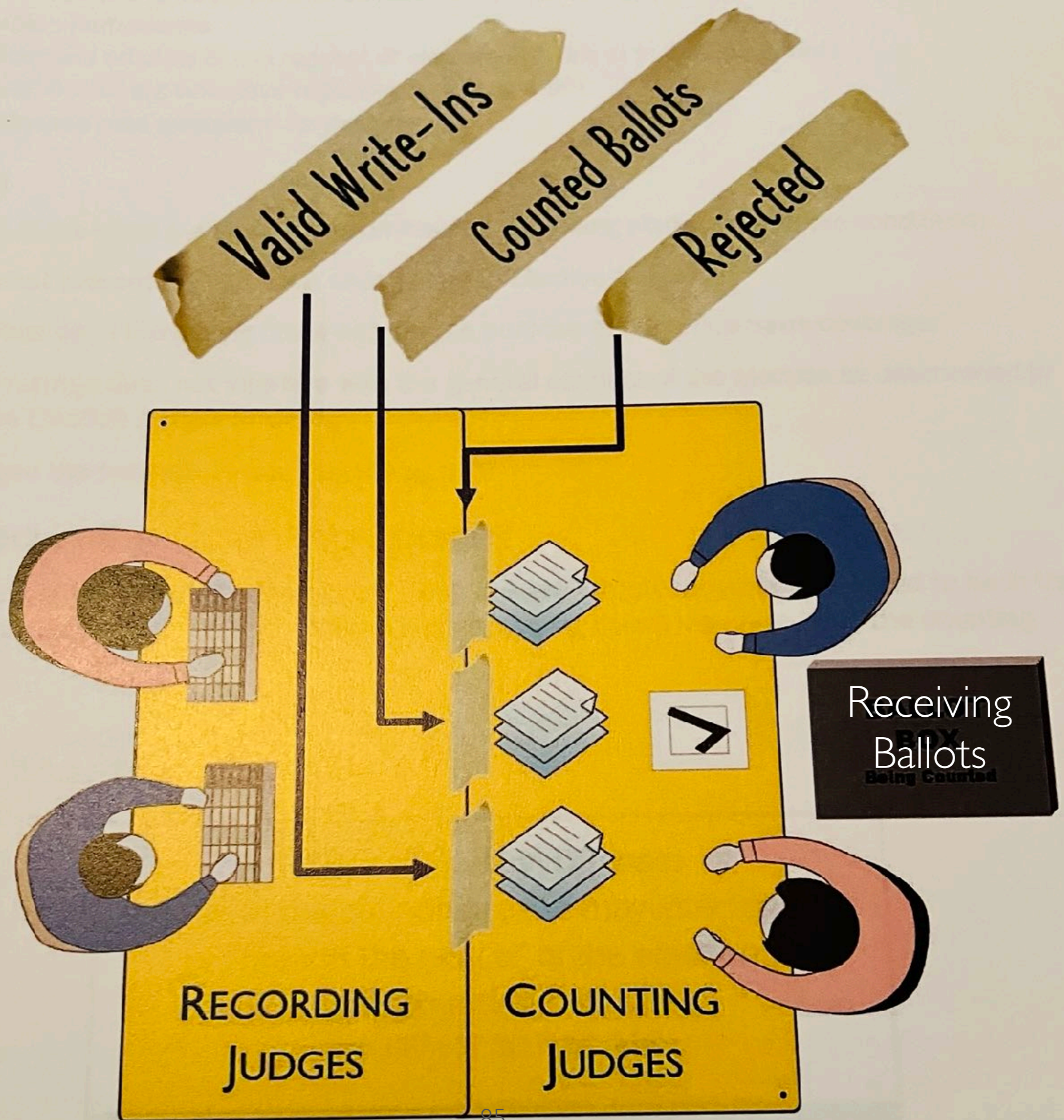
JUDGE AFFILIATION (CIRCLE ONE)	Signatures of Recording Judges	JUDGE AFFILIATION (CIRCLE ONE)	Signatures of Counting Judges
<input checked="" type="radio"/> REP <input type="radio"/> DEM <input type="radio"/> OTH	RECORDING JUDGE NAME PRINT: Lana Vengell RECORDING JUDGE SIGNATURE—SIGN WITH BLUE BALLPOINT PEN SIGN: <i>Lana Vengell</i>	<input type="radio"/> REP <input checked="" type="radio"/> DEM <input type="radio"/> OTH	COUNTING JUDGE NAME PRINT: Richmond Fields COUNTING JUDGE SIGNATURE—SIGN WITH BLUE BALLPOINT PEN SIGN: <i>Richmond Fields</i>
<input type="radio"/> REP <input checked="" type="radio"/> DEM <input type="radio"/> OTH	RECORDING JUDGE NAME PRINT: Burt Jenkins RECORDING JUDGE SIGNATURE—SIGN WITH BLUE BALLPOINT PEN SIGN: <i>Burt Jenkins</i>	<input checked="" type="radio"/> REP <input type="radio"/> DEM <input type="radio"/> OTH	COUNTING JUDGE NAME PRINT: Simin Takava COUNTING JUDGE SIGNATURE—SIGN WITH BLUE BALLPOINT PEN SIGN: <i>Simin Takava</i>

# County Clerks creates a Duplicate Set of Statement of Returns and Certifications

Two copies of the Statement of Returns for Candidates and Questions, along with the Certifications signed by the Election Judges, need to be created.

When ballots and other election items are returned to the clerk, they are returned separately by Election Judges, each of whom will have a set of Statement of Returns and Certifications.







Valid Write-Ins

Counted Ballots

Rejected



## Counted Ballots

---

A “counted ballot” is one on which votes were cast and counted on some or all the candidates and questions races without any valid write-in candidates.

When the ballot has been read by the Counting Judges and tallied by the Recording Judges, place it on the pile on the counting table labeled, “Counted Ballots.”



40 "Counted Ballots" masking tape example

## Rejected Ballots

---

A ballot is considered rejected if:

- it is missing initials of Election Judges; or,
- it is overvoted ALL candidates and questions; or,
- the voter is deemed to be unqualified by Election Judges; or,
- it is an absentee ballot without a completed and signed affidavit; or,
- the ballot was voted with unlawful assistance.

When the Counting Judges deem a ballot to be Rejected, it is placed on a pile on the counting table near the label, “Rejected.”



# Ballots

## Spoiled Ballot

A “spoiled ballot” is a ballot accidentally spoiled by the voter, who takes it to an Election Judge and has it replaced.

## Defective Ballot

When ballots are hand counted, a “defective ballot” is what would be called an “overvote” in that the votes cast for a candidate or question exceeded what was allowed by law.

## Rejected Ballot

- A “rejected ballot” is a ballot for which no votes are counted for any candidate or questions, because:
- the initials of proper Election Judges are missing;
- the number of votes for all office and on all questions exceed the number authorized by law; or,
- because the ballot was voted with unlawful assistance.

A ballot cannot be rejected because it had fewer marks on it than authorized by law. (



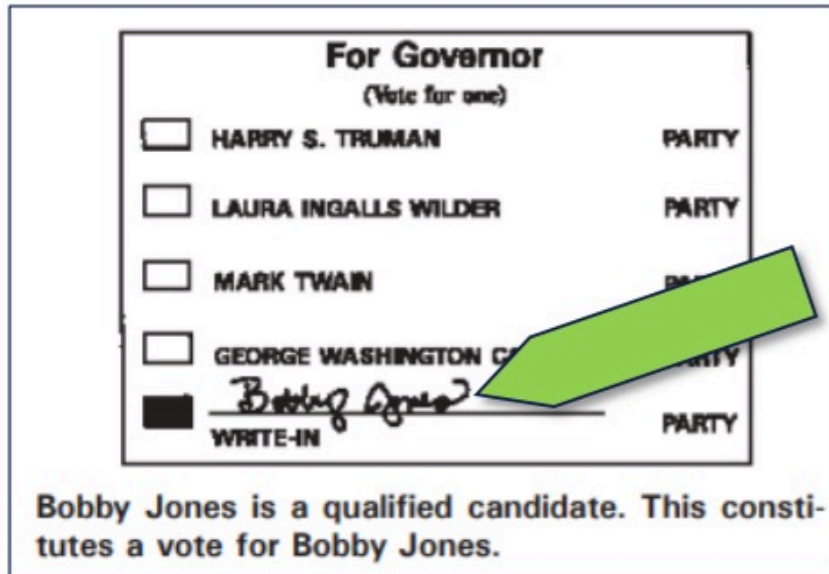
## Valid Vote for a Write-In Candidate

To be considered as a write-in candidate, the candidate must have filed a declaration of intent to be a write-in candidate with the proper election authority. If that was properly accomplished, the candidate will appear on the list of authorized write-in candidates given by the Clerk to the Election Judges with their supplies.

If a candidate is an authorized write-in candidate, then the following criteria must **all** be present for a vote for a write-in candidate to be considered valid.

- distinguishing mark in the **square** adjacent to the name of the candidate;
- name of the candidate (misspelled does not disqualify, needs only to be similar);
- name of the office for which the candidate is to be elected.

### Example of Valid Vote for Write-In Candidate



43 Voter Intent (example): valid vote for Write-In Candidate



42 Arrow Flags: example of product type

### "Flag" Valid Write-In Candidates

If a valid vote is cast for a write-in candidate, place a removable arrow "flag" pointing directly at the name of the candidate. This will make it possible for the team that counts write-in votes to quickly identify which write-in candidates were counted at the polling place.

### Ballots with Valid Write-In Candidates are Kept Separate

Continue calling votes for other candidates and questions on the ballot with the write-in candidate. When the tallying for this ballot is complete, place it on the counting table next to the tape for "Valid Write-Ins."

Valid Write-Ins

# Secure Ballots from Counting Table

---

After the Ballots Tally form totals are transferred and the forms are completed, the batch of ballots and tally sheets should be secured.

## Rejected Ballots

“Rejected” ballots are added to the envelope marked “rejected ballots” which should be on the Counting Table. Only 1 envelope is used for the entire day for rejected ballots.

## Valid Write-In Ballots

Take a “Valid Write-In Envelope” provided by the Clerk. Complete the information on the envelope’s label, which includes Counting, Counting Location, Election Date, Tally Date, Batch, etc.

Count the quantity of ballots from the batch in the Valid Write-in pile on the counting table. Enter the quantity on the label, place the ballots in the envelope and close the envelope.

## Unofficial Version of Ballots Tally form

The Counted Ballots, including Valid Write-in Ballots in the envelope, and the unofficial copy of the Ballots Tally form are “bound” as instructed by the Clerk (e.g., large binder clip) and held in the secure container or space designated for voted ballots.

## Official Version of Ballots Tally form

The “Official” version of the Ballots Tally form will be placed in the Tally Book, in the corresponding section, behind the Batches Summary sheet. For example, the Ballots Tally form for Group A goes in section “Group A” of the Tally book behind the Batches Summary Sheet for Group A.



# COUNTED BALLOTS

Batch #:	<input type="text" value="1"/>	Quantity of Ballots:	<input type="text" value="5"/>
County:	Lancaster	Type of Ballots:	Election Day Precinct
Polling Place:	<input type="text" value="Brazell 11E-10"/>	Counting Location:	Polling Place
Election Date:	11-5-2024	Counting Date:	<input type="text" value="11-5-2024"/>
Election Judge Initials (REP):	<input type="text" value="DJT"/>	Election Judge Initials (DEM):	<input type="text" value="JFK"/>

In a real election, Election Judges would use blue ink and seal the ballot envelope.  
For training/mock election, please use pencil and do NOT seal



# COUNTED BALLOTS

Batch #:  Quantity of Ballots:   
County: Lancaster Type of Ballots: Election Day  
Polling Place:  Counting Location: Polling Place  
Election Date: 11-5-2024 Counting Date:   
Election Judge Initials (REP):  Election Judge Initials (DEM):

In a real election, Election Judges would use blue ink and seal the ballot envelope.  
For training/mock election, please use pencil and do NOT seal

# COUNTED BALLOTS

Batch #:  Quantity of Ballots:   
County: Lancaster Type of Ballots: Election Day  
Polling Place:  Counting Location: Polling Place  
Election Date: 11-5-2024 Counting Date:   
Election Judge Initials (REP):  Election Judge Initials (DEM):

In a real election, Election Judges would use blue ink and seal the ballot envelope.  
For training/mock election, please use pencil and do NOT seal



### COUNTED BALLOTS

Batch #:  Quantity of Ballots:

County: Lancaster Type of Ballots: Election Day

Polling Place: Braznall 11E-10 Counting Location:

Election Date: 11-5-2024 Counting Date:

Election Judge Initials (REP):

In a real election, please use pencil and do NOT seal

COUNTED BALLOTS

Batch #:

### WRITE-IN BALLOTS

Batch #:  Quantity of Ballots:

County:  Type of Ballots: Election Day

Polling Place:  Counting Location:

Election Date:  Counting Date:

Election Judge Initials (REP):  Election Judge Initials (DEM):

In a real election, Election Judges would use blue ink and seal the ballot envelope.  
For training/mock election, please use pencil and do NOT seal



### COUNTED BALLOTS

Batch #:  Quantity of Ballots:

County: Lancaster Type of Ballots: Election Day

Polling Place: Braznall 11E-10 Counting Location: Polling Place

Election Date: 11-5-2024

Election Judge Initials (REP):

In a real election, Election Judges would use blue ink and seal the ballot envelope. For training/mock election, please use pencil and do NOT seal

### WRITE-IN

Batch #:

County:

Polling Place:

Election Date:

Election Judge Initials (REP):

### WRITE-IN BALLOTS

Batch #:  Quantity of Ballots:

County:  Type of Ballots: Election Day

Polling Place:  Counting Location: Polling Place

Election Date:  Counting Date:

Election Judge Initials (REP):  Election Judge Initials (DEM):

In a real election, Election Judges would use blue ink and seal the ballot envelope. For training/mock election, please use pencil and do NOT seal



### COUNTED BALLOTS

Batch #:  Quantity of Ballots:

County: Lancaster Type of Ballots: Election Day

Polling Place: Braznall 11E-10 Counting Location: Polling Place

Election Date: 11-5-2024

Election Judge Initials (REP):

In a real election, Election Judges would use blue ink and seal the ballot envelope. For training/mock election, please use pencil and do NOT seal

Co

Batch #:

### WRITE-IN BALLOTS

Batch #:

### WRITE-IN BALLOTS

Batch #:

County:

Polling Place:

Election Date:

Election Judge Initials (REP):

In a real election, Election Judges would use blue ink and seal the ballot envelope. For training/mock election, please use pencil and do NOT seal

### REJECTED BALLOTS

Batch #:  Quantity of Ballots:

County:  Type of Ballots: Election Day

Polling Place:  Counting Location: Polling Place

Election Date:  Counting Date:

Election Judge Initials (REP):  Election Judge Initials (DEM):

In a real election, Election Judges would use blue ink and seal the ballot envelope. For training/mock election, please use pencil and do NOT seal



# COUNTED BALLOTS

Batch #: <sup>1</sup> <input type="text" value="1"/>	Quantity of Ballots: <input type="text" value="5"/>
County: Lancaster	Type of Ballots: Election Day Precinct
Polling Place: <input type="text" value="Brawell 11E-10"/>	Counting Location: Polling Place
Election Date: 11-5-2024	Counting Date: <input type="text" value="11-5-2024"/>
Election Judge Initials (REP): <input type="text" value="DJT"/>	Election Judge Initials (DEM): <input type="text" value="JFK"/>

In a real election, Election Judges would use blue ink and seal the ballot envelope.  
For training/mock election, please use pencil and do NOT seal



# Poll Closing Certification

COUNTY	POLLING PLACE	ELECTION	ELECTION DATE
FREEDOM	LIBERTY HS	GENERAL	NOV. 8, 2022

## CERTIFICATION OF BALLOT COUNTS

After the poll has closed and the counting of votes cast is complete, the below-named Election Judges were present and certify as follows:

The number of ballots received at this polling place is

650

The number of identification certificates signed at this polling place is

432

The number of rejected ballots at this polling place is

4

The number of spoiled ballots at this polling place is

2

The number of ballots received at this polling place which were not cast at this election is

212



ELECTION JUDGE NAME (PRINT)	AFFILIATION (CIRCLE ONE)	ELECTION JUDGE SIGNATURE
Claudia Buchanan	REP <input checked="" type="radio"/> DEM <input type="radio"/> OTH <input type="radio"/>	<i>Claudia Buchanan</i>



At 8pm or as soon as the final voter who was in line at 8pm has cast their ballot. The polling place is considered closed.

## Reconciling Ballot Quantities

The Counting Team determines the quantity of counted ballots (which includes Valid Write-in Ballots) and Rejected Ballots.

### Certification of Ballot Counts

Working with the Supervisory Judges who determine the number of spoiled ballots and unused (not cast) ballots, they complete the top section of the Certification of Ballot Counts.

COUNTY	POLLING PLACE	ELECTION	ELECTION DATE
FREEDOM	LIBERTY HS	GENERAL	NOV. 8, 2022

### CERTIFICATION OF BALLOT COUNTS

After the poll has closed and the counting of votes cast is complete, the below-named Election Judges were present and certify as follows:

The number of ballots received at this polling place is  ;

The number of identification certificates signed at this polling place is  ;

The number of rejected ballots at this polling place is  ;

The number of spoiled ballots at this polling place is  ;

The number of ballots received at this polling place which were not cast at this election is  ;

74 Certification of Ballot Counts (example): ballot quantities entered

### Signature of Election Judges at Closing of Polling Place

When all information has been entered into the Tally Book, all Election Judges who are present

COUNTY	POLLING PLACE	ELECTION	ELECTION DATE
FREEDOM	LIBERTY HS	GENERAL	NOV. 8, 2022

## CERTIFICATION OF BALLOT COUNTS

After the poll has closed and the counting of votes cast is complete, the below-named Election Judges were present and certify as follows:

The number of ballots received at this polling place is  ;

The number of identification certificates signed at this polling place is  ;

The number of rejected ballots at this polling place is  ;

The number of spoiled ballots at this polling place is  ;

The number of ballots received at this polling place which were not cast at this election is  ;

ELECTION JUDGE NAME (PRINT)	AFFILIATION (CIRCLE ONE)	ELECTION JUDGE SIGNATURE
Claudia Buchanan	REP <input checked="" type="radio"/> DEM <input type="radio"/> OTH <input type="radio"/>	<i>Claudia Buchanan</i>
Ginger Sullivan	REP <input checked="" type="radio"/> DEM <input type="radio"/> OTH <input type="radio"/>	<i>Ginger Sullivan</i>
Richmond Fields	REP <input checked="" type="radio"/> DEM <input type="radio"/> OTH <input type="radio"/>	<i>Richmond Fields</i>
Andre Rees	REP <input checked="" type="radio"/> DEM <input type="radio"/> OTH <input type="radio"/>	<i>Andre Rees</i>
Betty Wishton	REP <input type="radio"/> DEM <input checked="" type="radio"/> OTH <input type="radio"/>	<i>Betty Wishton</i>
Simin Takava	REP <input checked="" type="radio"/> DEM <input type="radio"/> OTH <input type="radio"/>	<i>Simin Takava</i>
Harrison Besting	REP <input checked="" type="radio"/> DEM <input type="radio"/> OTH <input type="radio"/>	<i>Harrison Besting</i>
Lana Vegell	REP <input checked="" type="radio"/> DEM <input type="radio"/> OTH <input type="radio"/>	<i>Lana Vegell</i>
	REP <input type="radio"/> DEM <input type="radio"/> OTH <input type="radio"/>	
	REP <input type="radio"/> DEM <input type="radio"/> OTH <input type="radio"/>	100
	REP <input type="radio"/> DEM <input type="radio"/> OTH <input type="radio"/>	




## Signature of Election Judges at Closing of Polling Place

When all information has been entered into the Tally Book, all Election Judges who are present at the conclusion sign the Poll Closed Certification. There are spaces for 12 Election Judges, so if others are still present, they do not need to sign.

ELECTION JUDGE NAME (PRINT)	AFFILIATION (CIRCLE ONE)	ELECTION JUDGE SIGNATURE
Claudia Buchanan	REP <input checked="" type="radio"/> DEM <input type="radio"/> OTH <input type="radio"/>	Claudia Buchanan
Ginger Sullivan	<input checked="" type="radio"/> REP <input type="radio"/> DEM <input type="radio"/> OTH <input type="radio"/>	Ginger Sullivan
Richmond Fields	REP <input checked="" type="radio"/> DEM <input type="radio"/> OTH <input type="radio"/>	Richmond Fields
Andre Rees	<input checked="" type="radio"/> REP <input type="radio"/> DEM <input type="radio"/> OTH <input type="radio"/>	Andre Rees
Betty Wishton	REP <input type="radio"/> DEM <input type="radio"/> <input checked="" type="radio"/> OTH <input type="radio"/>	Betty Wishton
Simin Takava	<input checked="" type="radio"/> REP <input type="radio"/> DEM <input type="radio"/> OTH <input type="radio"/>	Simin Takava
Harrison Besting	REP <input checked="" type="radio"/> DEM <input type="radio"/> OTH <input type="radio"/>	Harrison Besting
Lana Vegell	<input checked="" type="radio"/> REP <input type="radio"/> DEM <input type="radio"/> OTH <input type="radio"/>	Lana Vegell
	REP <input type="radio"/> DEM <input type="radio"/> OTH <input type="radio"/>	
	REP <input type="radio"/> DEM <input type="radio"/> OTH <input type="radio"/>	

# *Return Ballots & Tally Book to Clerk*





One Election Judge returns the Tally Book and forms  
to the Clerk,

Another Election Judge returns the ballots and the  
unofficial tally forms to the Clerk.

The Clerk then combines the results from the county  
onto a spreadsheet.

The final step of the day is sending the county results  
to the SoS.

**SAFE \* SECURE \* TRANSPARENT**

**For All Americans**

eManual pg 65

## Results

When polls are closed and all ballots are counted and tabulated, the calculations are done and entered on the Results worksheet. The bipartisan team of counting judges reviews and double-checks results again. When the agreement is reached on the results, the Statement of Returns is completed, and the Certification is signed by the Election Judges.

Anyone still at the polling place will see the results, which offers transparency.

One Election Judge returns the Tally Book and forms to the Clerk, another returns the ballots.

All the Clerk needs to do when receiving ballots and results from polling places is to combine the results into county-wide results (probably on a spreadsheet). No more USB drives or flash cards to download into a PC and print results pages. That's all done.

The final step of the day is sending the county results to the Secretary of State.





## Results

When polls are closed and all ballots are counted and tabulated, the calculations are done and entered on the Results worksheet. The bipartisan team of counting judges reviews and double-checks results again. When the agreement is reached on the results, the Statement of Returns is completed, and the Certification is signed by the Election Judges.

Anyone still at the polling place will see the results, which offers transparency.

One Election Judge returns the Tally Book and forms to the Clerk, another returns the ballots.

All the Clerk needs to do when receiving ballots and results from polling places is to combine the results into county-wide results (probably on a spreadsheet). No more USB drives or flash cards to download into a PC and print results pages. That's all done.

The final step of the day is sending the county results to the Secretary of State.



# Sort Ballots and Election Materials

---



Following the Clerk's instructions for returning ballots and other election materials by the Supervisory Judges, the Counting Team sorts, as follows:

## Group 1: Items to Return to Clerk

- All counted ballots (including Valid Write-In ballots) are organized as described on pg. 125.
- A duplicate set of Statement of Returns and Certifications as described on pg. 134.

## Group 2: Items to Return to Clerk

- Tally Book (this contains copies of tally sheets, statements of returns, and certifications)

## Group 3: Pack Supplies for Return to Clerk

- Repack any ballot boxes, the small table, and supplies.

Work with the Supervisory Judges to hand over Counting Team items.



# Security and Controls

There are multiple inherent controls in hand counting.

1. Sharpies bleed, photoshopped and printed ballots do not!
2. What color Sharpie is used can be a control
3. Initials & signatures are hard to duplicate when on the front and back of documents
4. Fingerprints are holistic evidence and not on counterfeit documents
5. Team swapping and observers

It is Extremely Important to get better  
Hand Counting laws in place to  
Secure Our Elections!



Voter Accuracy Project  
is a great place to

**GET CONNECTED**

for

Legislation here in Nebraska!



# Hand Counting Sessions Available

Moving forward in 2024  
zoom sessions as well as in-person sessions  
Will be available upon request **ONLY**.

or email me at

[NeReturnToHandCounting@gmail.com](mailto:NeReturnToHandCounting@gmail.com)



[www.25kMIA.US](http://www.25kMIA.US)

# Hand Count Summary

- It Saves Time
- It Saves Money
- Can Produce Election Day Results
- Fully Transparent & Secure
- Hand Counting is Easy!



[www.25kMIA.US](http://www.25kMIA.US)







If you are fighting for  
election integrity **YOU**  
**ARE A SUPERHERO!!!**

.....and fighting criminals is a full  
time gig!

So if you want us to create a  
*Recording Judge Binder* as well  
as a *Mock County Clerk Binder*,  
we would love to serve you and  
your county by putting together  
these binders for the cost of  
supplies.



Ballots in Nebraska

[www.25kMIA.US](http://www.25kMIA.US)





Home



My Feed



Browse



Editor Picks



Trending



Library




Watch History



Watch Later

Following




### Patriot Penny: Bringing Truth, Justice and the American Way!

8 Followers

Unfollow 8



All Videos Live About



**Did you know?**  
Operation Warp Speed was a military operation? Headed up by a commander? The GSK vaccine was protein based, not mRNA? Did you know you had a choice in which vaccine you could take?

**E5**

Let's Talk a Little OR a Lot.....

2023 DEC 26

21:45

Let's Talk a Little OR a Lot... E5 "Tweets, GSK & Gaslighting"

6 days ago · 13 views

The cause of America is in great measure the cause of all mankind.

Thomas Paine

47:41

Hand Counting Paper Chain of Custody (48min)

9 days ago · 12 views

**Did you know?**  
Nebraska Lawmakers Do Not Represent Us? State Senators have their own agenda to make a name for themselves.

"We may not be The Greatest Generation, yet WE ARE THE GENERATION of a GREAT TIME!"

When asked, "What did you do during the fall of the label?" "What will your answer be?"

**E3**

Let's Talk a Little OR a Lot.....

2023 DEC 21

3:45

Let's Talk a Little OR a Lot... E3 Are we being represented here in our Nebrask...

11 days ago · 9 views

**Did you know?**  
The United States Space Force Was created on Dec 20, 2019?

Aka Guardians of Space... includes cyber space! And

Our Elections!!!

**E4**

Let's Talk a Little OR a Lot.....

2023 DEC 20

11:09

Let's Talk a Little OR a Lot... E4

11 days ago · 36 views






**TACTICAL**  **CIVICS**™  
*Affiliate*

*Taking America back,  
One county at a time.*

[TacticalCivics.com](http://TacticalCivics.com)

**The Patriot Playbook for All Americans**





**STATE OF DENIAL**  
ARIZONA

[stateofdenial.com](http://stateofdenial.com)

A map of Nebraska is shown in the background, featuring various geographical features such as rivers (White, Niobrara, James, Missouri, N. Platte, S. Platte, Republican, Loup, Platte) and cities (Chadron, North Platte, Grand Island, Kearney, Omaha, Lincoln). The text is overlaid on the map.

# **SECRETary of STATE**

## **Bob Evnen**

**[S]elected to keep the secret of our elections since 2018**





**“We may not be  
The Greatest Generation, yet  
WE ARE THE GENERATION  
of a GREAT TIME!”**

**When asked, “What did you do during the fall of the cabal?”  
What will your answer be?**

Patriot Penny ~ Class of '76